

Whirlpool

SENSING THE DIFFERENCE

A REINVENTED
COOKING *Experience*



2019
BUILT-IN COLLECTION

CONTENT

COOKING

Oven	5
Steam Oven	15
Microwave Oven	19
Cookerhood	28
Gas Hob	52
Induction Hob	66

COOLING

Refrigerators	80
Wine Cooler	91

WASHING

Dishwashers	101
Washers	113

Discover the new W Collection

Simply our initial, the quintessence of our unique world.

It recalls the idea of class, design, technology to the highest degree.

It can be only Whirlpool.

It is designed for those who strive for excellence, through performance.

It starts from the first letter of our name and it is developed around your habits and needs.

It learns from you, empowering your experience and letting you achieve perfection, intuitively.



Connect to the 6th Sense intelligent cooking

It starts from the first letter of our name but it's designed for you, who seek excellence through performance. It's conceived to learn from you as you live your everyday life and juggle to deal with several things at the same time.

An elegant set of intuitive appliances that, thanks to the 6th Sense technology, understand your needs and anticipate your desires.

W Collection was born to achieve the results you deserve, freeing up your time so you can make the most of it.



OVEN

Essential Design Meets Groundbreaking Technology.

The new Whirlpool range of built-in ovens fulfils and even exceeds expectations. With simple controls and all the information a busy chef could need, cooking has never been so simple and pleasurable. 6th Sense technology automatically adapts the cooking time, temperature, and humidity, assisting by sensing the food as it cooks and removing the guesswork to deliver the desired results time after time.





Cook4

From starters to desserts, all at once

The Cook4 function provides a unique level of flexibility that enables users to cook up to four dishes at the same time without mixing any of the flavours or aromas. When the function is activated, the powerful heating element and the airflow distribution system work together to evenly heat the oven cavity and constantly recirculate the air to guarantee perfect results as well as remarkable time and energy savings.



Choose your favourite Cook4 option

The user interface suggests the most suitable shelf for each dish, while the increased ventilation and more powerful fan mean users can achieve the best cooking results.

	COOK4 MENU	COOK4 PIZZA	COOK4 COOKIES
5	Tart (50")	Pizza (42")	Cookies (65")
4	Potatoes (70")	Pizza (42")	Cookies (65")
2	Lasagna (47")	Pizza (42")	Cookies (65")
1	Meat (80")	Pizza (42")	Cookies (65")



Improved motor speed


The newly designed oven back cavity, lateral inlets with up to 36 holes in different dimensions and orientation for an enhanced air outflow, and the enhanced motor speed (+50%) provides proper ventilation to cook evenly on four levels.



SteamSense

Healthy, tasty, and smart

Steam plus Heating elements helps cooks consistently serve up food that is golden and crispy on the outside, and juicy and moist on the inside while preserving nutrients. It operates between 130°C and 230°C, combining steam with heat elements, reducing weight loss and cooking quicker and more even, with less oil or fat than conventional cooking methods. Ideal for baked fish (whole/fillets) (steam high), roasted poultry, bread (steam mid), biscuits, tarts, and roasted meat (steam low).




Water is stored in a plastic tank at the back of the oven that is easy to fill.

An integrated heating element provides the energy to generate the steam.

Sensors and electronics control the right amount of steam and time to ensure optimum performance.

The system is drained and descaled by a special pump.



Push to open drawer

The water tank can be easily filled and drained via the drawer on the console. From the drawer, water flows through the tube behind the door to fill the water tank that produces the steam.



Bake Sense

Bake to perfection

Humidity can significantly affect how food cooks. Not only does humid air transfer heat more efficiently to the food, it also helps prevent the water from evaporating, keeping the moisture locked inside. Thanks to the BakeSense function, smart sensors help to monitor the level of humidity and adjusting the oven settings to ensure baked goods are always delectably crunchy on the outside and scrumptiously fluffy and moist on the inside.



6th Sense Cooking Combinations

BakeSense works with the assisted cooking functions to create beautifully baked bread, focaccia, pizza, muffins, cookies, and quiches.



No. of Bake Sense Combinations








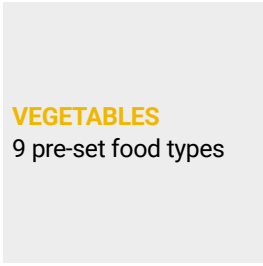
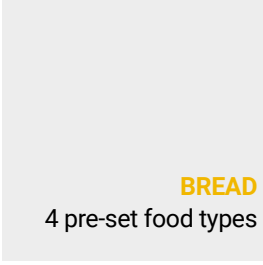






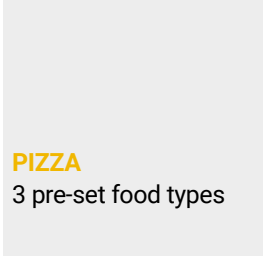
Bread	6
Cakes & Pasty	4
Salty Cakes	2
Pizza & Focaccia	2
Potatoes	2



6th Sense

Intuitive functions to deliver incredible results

Excellent cooking results combining traditional and 6th Sense functions. The 33 pre-set recipes are divided through 8 food categories to deliver incredible results. Select the cooking cycle: set the oven in 3 simple steps and enjoy the great taste of your masterpiece. After the food is put in the oven and the desired pre-programmed recipe is selected by the user, the oven starts cooking, with no need to pre-heat.

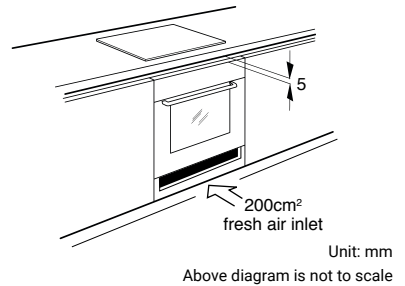
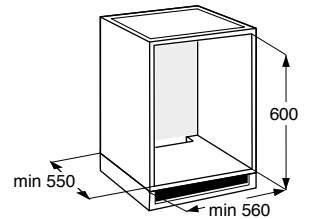
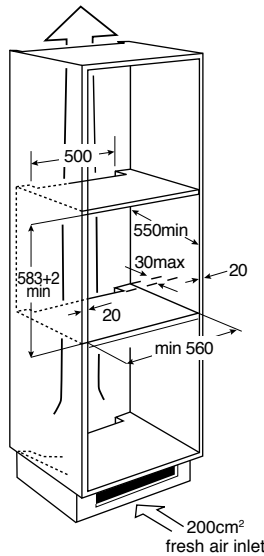
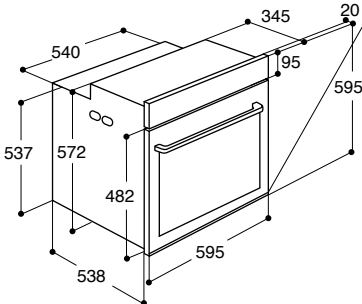
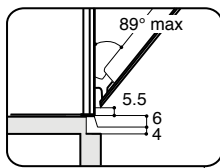
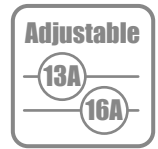
 <p>MEAT 7 pre-set food types</p>		 <p>FISH 2 pre-set food types</p>	
 <p>CAKES & PASTRIES 6 pre-set food types</p>			 <p>VEGETABLES 9 pre-set food types</p>
 <p>BREAD 4 pre-set food types</p>		 <p>QUICHE 1 pre-set food type</p>	
 <p>LASAGNA 1 pre-set food type</p>			 <p>PIZZA 3 pre-set food types</p>

Product Information

W7 OS4 4S1 P

HK\$20,990

W COLLECTION 6TH SENSE STEAM OVEN WITH PYROLYTIC CLEANING



Unit: mm

Above diagram is not to scale

Product : 595H x 595W x 564Dmm
 Cut-Out : 583-585/600H x 560W x 550Dmm
 Current : 13A/ 16A (3,650W)

Key Features



6th Sense

Up to 33 cooking combinations. Pick your recipes and let 6th Sense cook them to perfection.



SteamSense

100% low temperature steam and heat combination for roasted, baked or delicate recipes.



BakeSense

Humidity is detected within the cavity, sensors automatically adjust the time and temperature accordingly, making the whole baking experience effortless.



Cook4

Cook up to four dishes at the same time without mixing of flavours or aromas.



Pyrolytic technology

High-temperature cycle to burn food residues into ashes, which can then be easily wiped away with a sponge.

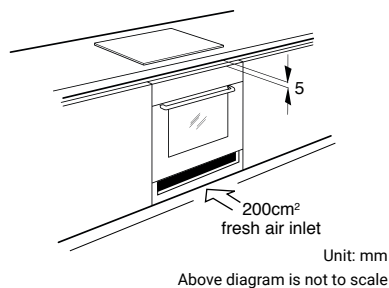
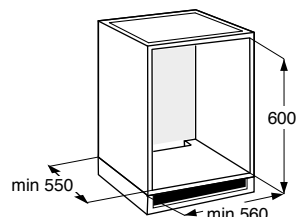
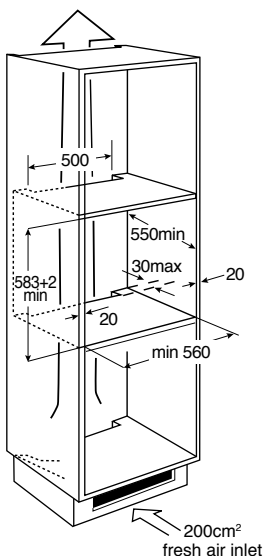
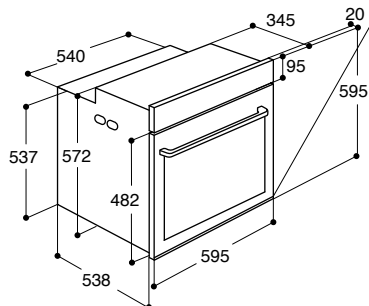
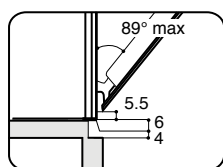
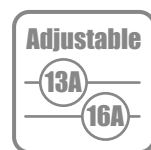


Product Information

W7 OM4 4S1 H

HK\$8,690

W COLLECTION 6TH SENSE OVEN WITH SMARTCLEAN



Product : 595H x 595W x 564Dmm
Cut-Out : 583-585/600H x 560W x 550Dmm
Current : 13A/ 16A (3,650W)

Key Features



6th Sense

Up to 33 cooking combinations. Pick your recipes and let 6th Sense cook them to perfection.



BakeSense

Humidity is detected within the cavity, sensors automatically adjust the time and temperature accordingly, making the whole baking experience effortless.



Cook4

Cook up to four dishes at the same time without mixing of flavours or aromas.



SmartClean

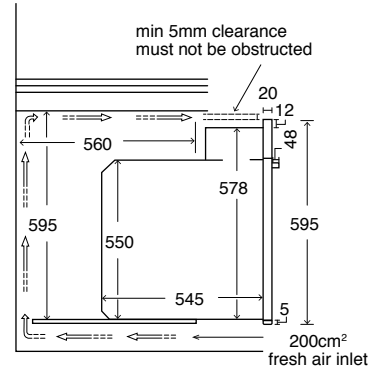
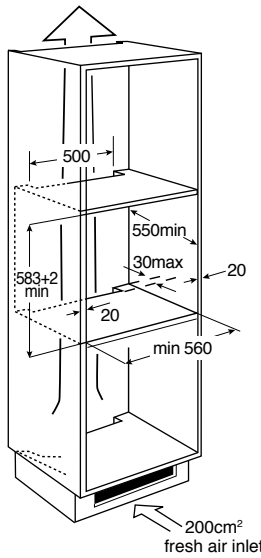
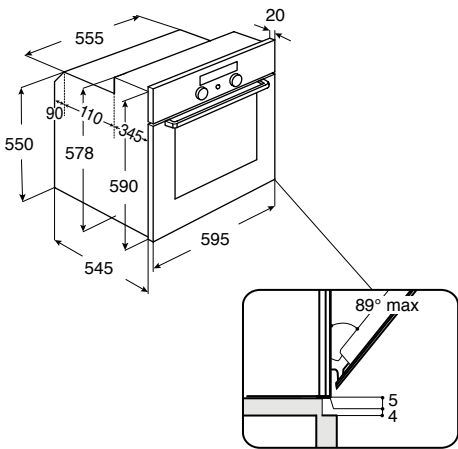
Works together with an easy-to clean special enamel, cleans the oven thoroughly and efficiently in just 35 minutes, leaving no odours and without requiring a detergent.

Product Information

AKZM750/IX

HK\$7,490

MULTI-FUNCTION OVEN



Unit: mm
Above diagram is not to scale
* Height including filter strip

Product : 590H x 595W x 565Dmm
Cut-Out : 583-585/595H x 560W x 560D
Current : 13A (2,600W)

Key Features



Maxi Cooking

A unique program specially designed for large cuts of meat weighing over 2.5 kg, it automatically regulates the top and bottom heating distribution so that the meat is cooked rapidly and evenly, locking in the juices.



Anti Fingerprint Finishing

The stainless steel finishing of your oven has been treated with the latest Anti-fingerprint coating technology to protect it from scratches and the effects of aging.

OVENS - SPECIFICATIONS SUMMARY



OVENS	W7 OS4 4S1 P	W7 OM4 4S1 H
AESTHETICS		
Type	Steam Oven	Oven
Color	Stainless Steel	Stainless Steel
Control panel	Touch Control	Touch Control
Electronic temperature control	•	•
Electronic display	LCD	LCD
Text assisted display	•	•
Full glass door	Quadraple	Triple
Soft closing door	•	•
Oven light	•	•
Cavity material	Enamel	Enamel
Anti fingerprint treatment	•	•
No. of shelf levels	5	5
FUNCTIONS		
6 th Sense	•	•
Cook 4	•	•
SteamSense	•	-
BakeSense	•	•
Heating Methods	14	13
- Forced Air + Steam	•	-
- Conventional	•	•
- Convection	•	•
- Maxi cooking	•	•
- Forced air	•	•
- Eco forced air	•	•
- Pizza/ Bread program	•	•
- Pastry function	•	•
- Grill	•	•
- Turbo grill	•	•
- Frozen bake	•	•
- Defrost	•	•
- Keep warm	•	•
- Rising	•	•
- Fast preheat	•	•
Browning/ Doneness	Ready2Cook	Ready2Cook
Preset recipes	6 th sense auto cooking for 8 food categories (33 recipes)	6 th sense auto cooking for 8 food categories (33 recipes)
Cleaning program	Pyrolytic Cleaning	SmartClean
Descaling/ Draining	•/•	-/-
Eco mode	•	•
Favourite menu	•	•
Timer	•	•
Delayed start/ Stop	•	•
Child lock	•	•
Acoustic signal	•	•
Cooling fan	•	•
Residual heat indicator	•	•
ENERGY EFFICIENCY		
Europe class	A+	A+
TECHNICAL SPECIFICATIONS		
Capacity (L)	73	73
Heating temperature	50°C - 250°C	50°C - 250°C
Max. total power (W)	3,650	3,650
Socket/ Fuse spur unit	13A / 16A	13A / 16A
Length of power cord(mm)	900	900
ACCESSORIES		
Wire shelf	1	1
Drip tray	1	1
Baking plate	1	1
Telescopic rail	1 (W73TELR)	1 (W73TELR)
PRODUCT DIMENSIONS (MM)		
Height	595	595
Width	595	595
Depth	564	564
CUT OUT DIMENSIONS (MM)		
Height	583-585/600	583-585/600
Width	560	560
Depth	550	550
COUNTRY OF ORIGIN		
	Italy	Italy

OVENS - SPECIFICATIONS SUMMARY



OVENS	AKZM750/IX
AESTHETICS	
Type	Oven
Color	Stainless Steel
Control panel	Retractable /knobs
Electronic temperature control	•
Electronic display	LED
Text assisted display	•
Full glass door	Triple
Oven light	•
Cavity material	Enamel
Anti fingerprint treatment	•
No. of shelf levels	5
FUNCTIONS	
Heating Methods	11
- Conventional	•
- Convection	•
- Maxi cooking	•
- Forced air	•
- Pizza/ Bread program	•
- Grill	•
- Turbo grill	•
- Defrost	•
- Keep warm	•
- Rising	•
- Fast preheat	•
Browning/ Doneness	•
Eco mode	•
Timer	•
Delayed start/ stop	•
Child lock	•
Acoustic signal	•
Cooling fan	•
Residual heat indicator	•
ENERGY EFFICIENCY	
Europe class	A-10%
TECHNICAL SPECIFICATIONS	
Capacity (L)	73
Heating temperature	50°C - 250°C
Max. total power (W)	2,600
Socket/ Fuse spur unit	13A
Length of power cord(mm)	1,000
ACCESSORIES	
Wire shelf	1
Drip tray	1
Baking plate	1
PRODUCT DIMENSIONS (MM)	
Height	590
Width	595
Depth	565
CUT OUT DIMENSIONS (MM)	
Height	583-585/595
Width	560
Depth	560
COUNTRY OF ORIGIN	
	Italy

STEAM OVEN

Temporarily tender and golden brown

Thanks to steam cooking, foods maintain their nutritional value and are more tasty. With the new Whirlpool steam oven, roasts, vegetables and bread maintain shape, colour, taste and juices for an exceptional flavour and perfect cooking experience. Smart sensors regulate the emission of vapour for roasted, baked, superlight or delicate recipes preserving nutrients and exalting flavours.





6th Sense Cook

A world of tasty, nutritious food

Whirlpool Combi Steam Oven offers you the ideal way to cook a wide range of dishes to perfection, preserving all their nutritional values and original flavours. 6th Sense technology controls the entire cooking process thanks to the special sensors that set the proper amount of steam to inject in the oven cavity, always at the right temperature and moment. The oven allows to combine steam and traditional cooking to get tasty dishes perfectly crispy outside and tender and juicy inside.



6th Sense Cook - 43 Pre-Set Recipes

Meat	7	Eggs	3
Fish	4	Pizza & pies	5
Vegetables	10	Desserts	3
Rice & pasta	5	Cakes & bread	6

4 Special Functions

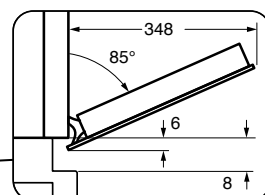
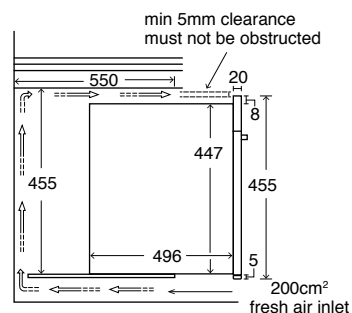
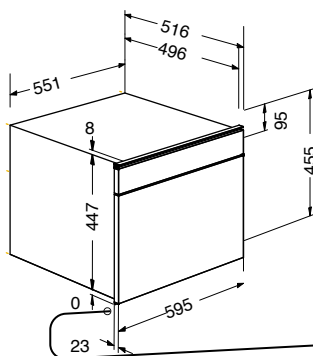
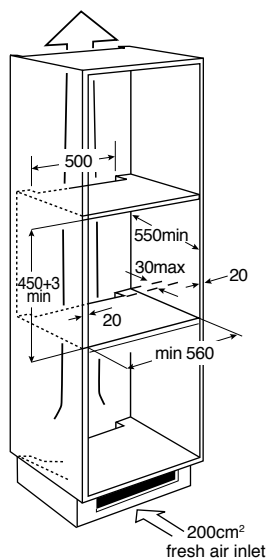
- Rising
- Preservation
- Yogurt
- Disinfection

Product Information

W7 MS450

HK\$19,990

W COLLECTION COMPACT 6TH SENSE STEAM OVEN WITH SMART CLEAN



Unit: mm

Above diagram is not to scale

Product : 455H x 595W x 537Dmm
 Cut-Out : 450-453H x 560-568W x 550Dmm
 Current : 13A

Key Features



6th Sense

Up to 43 pre-set recipes. Pick your recipes and let 6th Sense cook them to perfection.



90 mins steam

Extra large 1.5L water tank for 90 minutes continuous steam without refilling.



Forced Air Plus steam

combines the efficient, even and thorough cooking results of Forced Air technology, with the healthy, natural action of steam.



Assisted Display

Select a food type, the oven sets the right programme and time to ensure perfectly cooked dishes every time.

STEAM OVENS - SPECIFICATIONS SUMMARY



STEAM OVENS		W7 MS450
AESTHETICS		
Type	Combi Steam Oven	
Color	Stainless Steel	
Control panel	Touch Control	
Electronic temperature control	•	
Electronic display	LCD	
Text assisted display	•	
Full glass door	Triple	
Oven light	•	
Cavity material	Stainless Steel	
Anti fingerprint treatment	•	
No. of shelf levels	3	
FUNCTIONS		
6 th Sense	•	
Heating Methods	11	
- Forced air + Steam	•	
- Forced air	•	
- Steam	•	
- Steam reheat	•	
- Steam defrost	•	
- Rising	•	
- Finishing	•	
- Preheat	•	
- Preservation	•	
- Yoghurt	•	
- Disinfection	•	
Preset recipes	6 th sense auto cooking for 8 food categories (43 recipes)	
Cleaning program	SmartClean	
Descaling	•	
Draining	•	
Favourite menu	•	
Timer	•	
Delayed start/ Stop	•	
Child lock	•	
Acoustic signal	•	
Cooling fan	•	
Residual heat indicator	•	
ENERGY EFFICIENCY		
Europe class	A	
TECHNICAL SPECIFICATIONS		
Capacity (L)	29	
Water tank capacity (L)	1.5	
Heating temperature	40°C - 230°C	
Max. total power (W)	1,450	
Socket/ Fuse spur unit	13A	
Length of power cord	900	
ACCESSORIES		
Wire shelf	•	
Steam tray	•	
Bake tray	•	
Sponge	•	
PRODUCT DIMENSIONS (MM)		
Height	455	
Width	595	
Depth	537	
CUT OUT DIMENSIONS (MM)		
Height	450-453	
Width	560-568	
Depth	550	
COUNTRY OF ORIGIN		
	Italy	

MICROWAVE OVEN

The intelligent way to healthy cooking

Modern microwave cooking not only saves time and energy, but inspires and achieves evenly cooked healthy dishes full of flavour. The new Whirlpool built-in microwave ovens with the power and performance of 6th Sense technology together with innovative functions provide the ultimate cooking experience, reducing preparation time for a vast variety of healthy, tasty meals.





Crisp Fry Technology

Keeping the food healthier, easily

The Crisp Fry function is the exclusive way to enjoy a crunchy fried finish and flavour with little or no oil. Effortlessly achieve the same crispy, quick results as a conventional oven or frying pan. Thanks to 6th Sense Crisp food can be quickly reheated from frozen to serving temperature. Auto crisp is used only for frozen ready-made food.



Golden and healthy with no added oil

Crisp Technology combines Whirlpool's 3D patented distribution system, crisp plate, grill element and rotating turntable for conventional oven results at microwave cooking speed. Use Crisp Technology to prepare tasty and perfectly baked, oven crisp, roasted or even fried food in record time.



Up to 10 Cooking Combinations

CRISP FRY FUNCTIONS

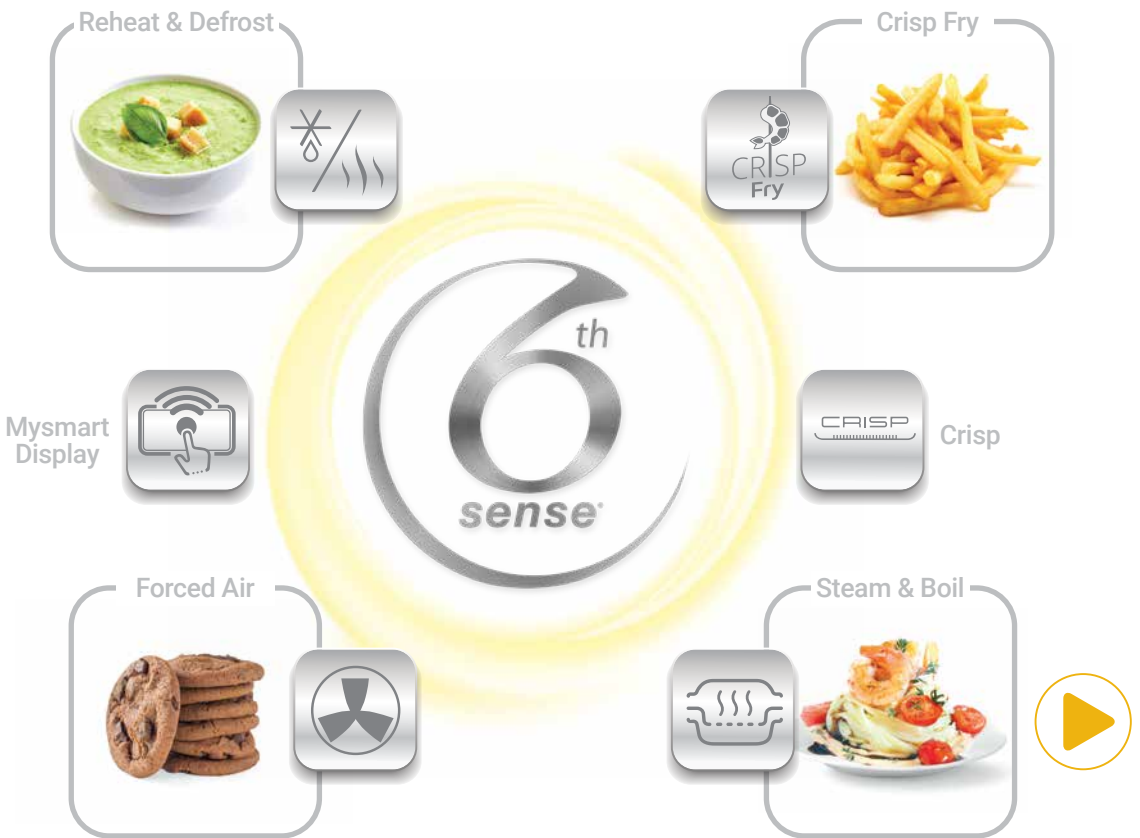
- 1 Breaded Chicken Fillets
- 2 Aubergine
- 3 Courgette
- 4 Chicken Nuggets
- 5 Cheese Sticks
- 6 Onion Rings
- 7 Fish and Crisps
- 8 Mixed Fried Fish
- 9 Fish Fingers
- 10 French Fingers



6th Sense

Makes it great in half the time!

Thanks to our patented 6th Sense technology, our line of microwave ovens are more intuitive and practical than ever. The 6th Sense humidity sensor automatically corrects moisture level through sensors for perfect results every time. Achieve traditional oven-like results through 3 powerful cooking modes: 6th Sense steam for simmering foods such as vegetables, fish, rice and pasta by first reaching boiling temperature and then automatically adjusting to simmer; 6th Sense reheat & defrost for reheating and defrosting ready made, frozen and chilled foods and 6th Sense crisp with its exclusive crisp plate, traditional oven fried like results can be achieved for chips, pizza, buffalo wings, etc.

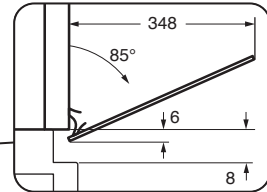
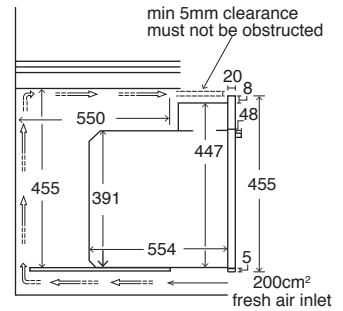
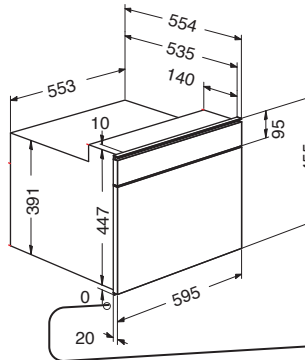
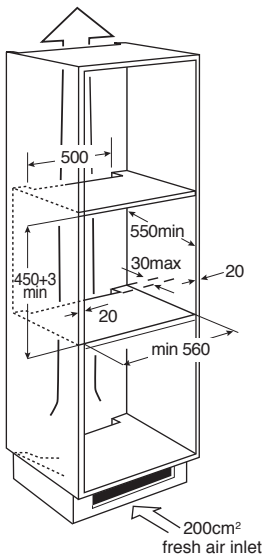


Product Information

W7 MW461

HK\$9,990

W COLLECTION 6TH SENSE MICROWAVE OVEN WITH FORCED AIR & SMART CLEAN



Unit: mm

Above diagram is not to scale

Product : 455H x 595W x 560dmm
Cut-Out : 450-453H x 560-568W x 550dmm
Current : 16A (2,800W)

Key Features



6th Sense

Up to 78 cooking combinations. Pick your recipes and let 6th Sense cook them to perfection.



Forced Air

Preheated air is circulated inside using an innovative convection system, giving you moist, juicy cooking results.



Crisp Fry

Cooks delicious dishes with a fried texture and taste, but with little or no oil so it is even healthier to use than a frying pan.



SmartClean

Works together with an easy-to clean special enamel, cleans the oven thoroughly and efficiently in just 35 minutes, leaving no odours and without requiring a detergent.

Product Information

W7 MN840

HK\$6,690

W COLLECTION COMPACT MICROWAVE OVEN WITH GRILL



Diagram 1

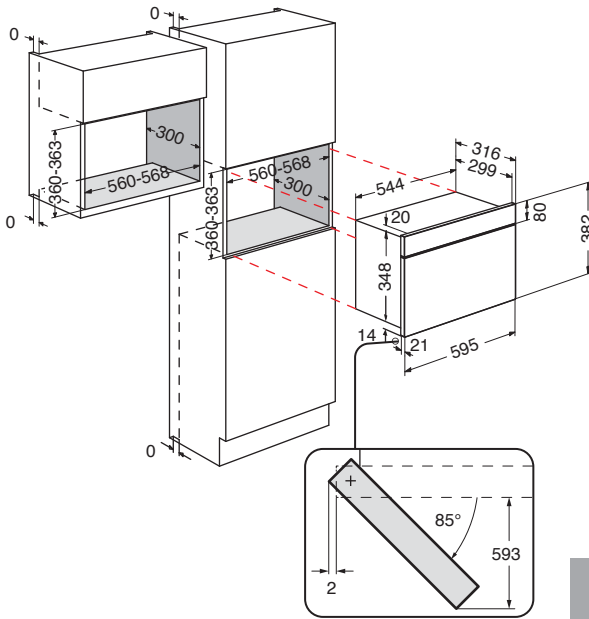
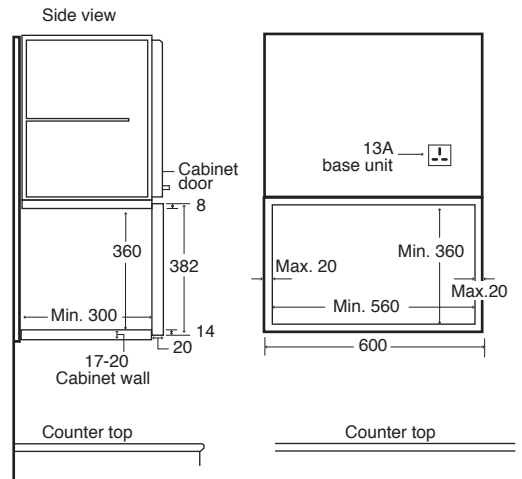


Diagram 2



Unit: mm
Above diagram is not to scale

Product : 382H x 595W x 320Dmm
Cut-Out : 360-363H x 560-568W x 300Dmm
Current : 13A (2,000W)

Key Features



Crisp

With its exclusive Crisp Plate, traditional oven fried like results can be achieved for chips, pizza, buffalo wings, etc.




Quartz grill

Reheats and cooks your food faster than traditional infrared grill. It is resource-efficient, reducing your energy costs, and entirely self-cleaning



Combi Cooking

Combining the power of microwave and grill to reduce cooking time. 30% of the selected time for microwave, 70% for grill cooking.



3D Technology

Ensures even heat circulation through a fully 3-dimensional heat distribution system for evenly-cooked meals.

Product Information

W7 MW810

HK\$5,190

W COLLECTION COMPACT MICROWAVE OVEN



Diagram 1

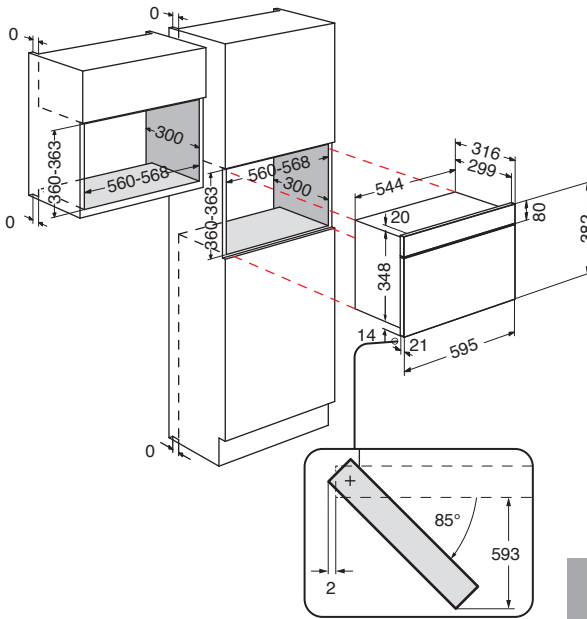
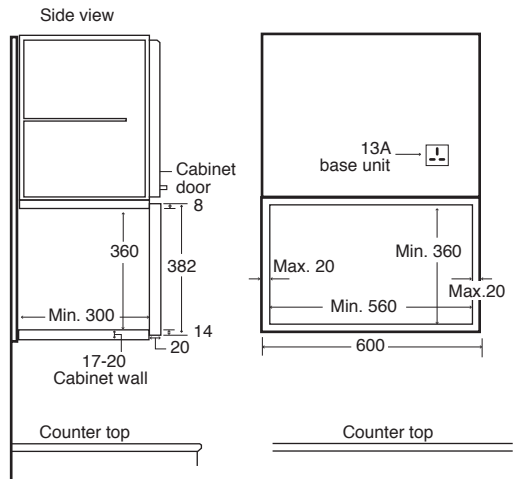


Diagram 2



Unit: mm
Above diagram is not to scale

Product : 382H x 595W x 320Dmm
Cut-Out : 360-363H x 560-568W x 300Dmm
Current : 13A (1,300W)

Key Features




Jet Defrost

Unique JetDefrost 3D system to defrost food effectively and with ease.



Jet Start

Boosts the heat inside the oven to the maximum for 30 seconds, providing the ideal temperature to reheat food with high water content.



3D Technology

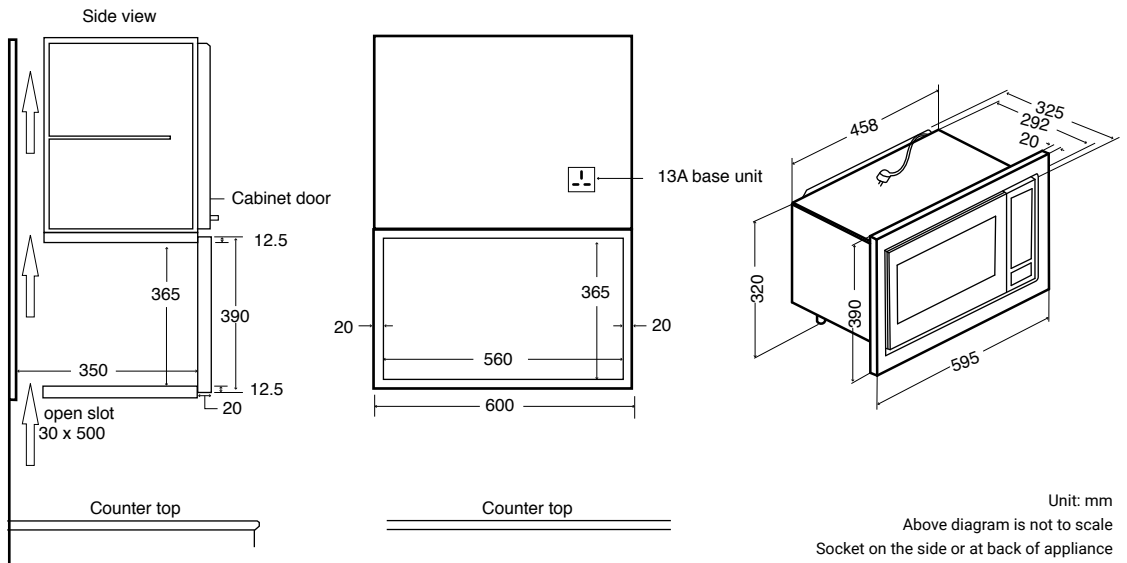
Ensures even heat circulation through a fully 3-dimensional heat distribution system for evenly-cooked meals.

Product Information

CB2069/IX

HK\$2,390

MICROWAVE OVEN WITH GRILL



Product : 320H x 458W x 292Dmm
Trim Kit : 390H x 595W x 20Dmm
Cut-Out : 365H x 560W x 350Dmm
Current : 13A (1,200W)

Key Features



Combi Cooking

Combining the power of microwave and grill to reduce cooking time. 30% of the selected time for microwave, 70% for grill cooking.



Weight Defrost

Defrost food based on weight entered. The defrosting time and power level are automatically set once the weight is entered.

MICROWAVE OVENS - SPECIFICATIONS SUMMARY



MICROWAVE OVENS	W7 MW461	W7 MN840
AESTHETICS		
Type	Microwave Oven with Forced Air	Compact Microwave Oven with Grill
Color	Stainless Steel	Stainless Steel
Control panel	Touch Control	Button Control
Electronic temperature control	•	•
Electronic display	LCD	LED
Text assisted display	•	-
Full glass door	•	•
Hinge	Soft Closing Top Down	Left Hinge
Oven light	•	•
Cavity material	Stainless Steel	Painted
Anti fingerprint treatment	•	•
Handleless design	-	•
FUNCTIONS		
6 th Sense	•	-
Heating Methods	14	5
- Crisp fry	•	-
- Microwave	7 levels	4 levels
- Crisp	•	•
- Grill	•	•
- Turbo grill	•	-
- Turbo grill + microwave	•	-
- Grill + microwave	•	-
- Forced air	•	-
- Forced air + microwave	•	-
- Keep warm	•	-
- Rising	•	-
- Jet defrost	•	-
- Jet bread defrost	•	-
Fast preheat	•	-
Preset recipes	78 6th sense recipes	-
- 6 th sense steam	•	-
- 6 th sense reheat	•	-
- 6 th sense cooking	•	-
3D Technology	•	•
Power level selection	•	-
Auto menu	•	-
Browning/Doness	•	-
Favourite menu	•	-
Cleaning program	SmartClean	-
Timer	•	•
Delayed start/ Stop	•	•
Child lock	•	•
Acoustic signal	•	•
Cooling fan	•	•
Residual heat indicator	•	-
TECHNICAL SPECIFICATIONS		
Capacity (L)	40	22
Max. total power (W)	2,800	2,000
MW power(W)	900	750
Grill power(W)	1,600	700
Forced air power(W)	1,200	-
Turntable diameter (cm)	40	25
Socket/ Fuse spur unit	16A	13A
Length of power cord	1,200	900
ACCESSORIES		
Glass turntable	•	•
Turntable support	•	•
Crisp plate	•	•
Wire rack	•	•
Baking tray	•	-
Steamer	•	-
Crisp handle	•	•
PRODUCT DIMENSIONS (MM)		
Height	455	382
Width	595	595
Depth	560	320
CUT OUT DIMENSIONS (MM)		
Height	450-453	360-363
Width	560-568	560-568
Depth	550	300
COUNTRY OF ORIGIN		
	Italy	Italy

MICROWAVE OVENS - SPECIFICATIONS SUMMARY



MICROWAVE OVENS	W7 MN810	CB2069/IX
AESTHETICS		
Type	Compact Microwave Oven	Microwave Oven with Grill
Color	Stainless Steel	Black glass with stainless steel trim kit
Control panel	Button Control	Electronic Knob
Electronic temperature control	•	•
Electronic display	LED	LED
Full glass door	•	•
Hinge	Left Hinge	Left Hinge
Oven light	•	•
Cavity material	Painted	Painted
Anti fingerprint treatment	•	-
Handleless design	•	•
FUNCTIONS		
Heating Methods	1	5
- Microwave	4 levels	5 levels
- Grill	-	•
- Grill + microwave	-	•
- Reheat	-	•
- Defrost	-	•
- Combination cooking	-	•
3D Technology	•	-
Auto menu	-	9
Jet start	•	•
Timer	•	•
Delayed start/ stop	•	•
Child lock	•	•
Acoustic signal	•	•
Cooling fan	•	•
TECHNICAL SPECIFICATIONS		
Capacity (L)	22	20
Max. total power (W)	1,300	1,200
MW power(W)	750	700
Grill power(W)	-	900
Turntable diameter (cm)	25	25
Socket/ Fuse spur unit	13A	13A
Length of power cord	900	1,000
ACCESSORIES		
Glass turntable	•	•
Turntable support	•	•
Wire rack	-	•
Trim kit	-	T2069/IX
PRODUCT DIMENSIONS (MM)		
Height	382	320 (#390)
Width	595	458 (#595)
Depth	320	292 (#20)
CUT OUT DIMENSIONS (MM)		
Height	360-363	365
Width	560-568	560
Depth	300	350
COUNTRY OF ORIGIN		
	Italy	Asia

* Trim kit dimensions

COOKERHOOD

Pure clean air and crystal clear light

The new Whirlpool range of intelligent cooker hoods efficiently keep kitchen air clean, quietly purifying the air with an optimum level of performance. Designed with premium materials and minimalist lines, the hoods are an exquisite finishing touch to the coordinated design of any kitchen.





CookSense

Keeping the food healthier, easily

By detecting the amount of steam generated, CookSense intuitively selects the right extraction rate for any style of cooking. The 6th Sense sensor dynamically measures the level of air impurity, automatically adjusts to the proper extraction rate, achieving the best performance in terms of extraction power, quietness and energy efficiency.



One push interaction

Customer only needs to activate the 6th Sense function



Dynamic Measurement

The hood is able to measure the air impurity, and automatically adjusts the proper extraction power level, guaranteeing excellent air quality, and best energy performance.



Self power off

The hood continues to function until the air is recycled and then automatically switches itself off, therefore saving energy.



AirSense

A clever way to refresh kitchen air

AirSense is the perfect way to keep a kitchen smelling fresh and clean without any effort. It even continues working after the cooking has stopped. AirSense is able to detect not only cooking odours but also non-cooking odours such as cleaning solvents and cigarette smoke etc. Intuitively and automatically activating and adapting to cleanse the air and keep unwanted smells and dirt at bay.



Heavy duty support with Intensive Cycle

The Intensive Cycle provides the power and technology to eliminate smoke and strong odours by extracting them and refreshing the air for a more pleasurable, fresher smelling experience in the kitchen.



Keeping it fresh with Daily Cycle


The ideal function for keeping the kitchen fresh and can even be activated to extract airborne particles given off by detergents while cleaning the kitchen. Highly efficient whilst extremely silent.



SmartLight

Intelligent lighting emotional and functional

The SmartLight function enables user to illuminate spaces with options to suit every possible mood or activity, even at night. The hob and worktops can be bathed in light for a brighter setting and greater ease of use, and LightSense can dim lights to create a softer, warmer atmosphere or act as a welcoming security light.



DimmerLight

The DimmerLight has the right setting for any occasion, switching light to maximum brightness.

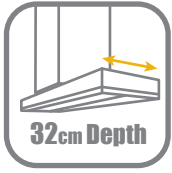
LightTone

Select the right colour intensity to match the kitchen's design through the new LightTone. The temperature of the LED lights can also be adjusted from the soft yellow light (2,700K) to a bright white light (6,000K).

NightLight

Controllable from the user interface, the Automatic NightLight is an excellent courtesy light at night with an extra secondary side LED perfect for infusing subtle light in the kitchen.





Compact

Space-saving combinations to fit every kitchen

Box Chimney Slim cookerhood

A compact flat design, with a choice of depth from 32 to 35cm thanks to the perfect alignment between the chimney and the body.



Ultra-slim Panels

Whirlpool's wide selection of sleek cookerhoods featuring the slimmest front panel of 3cm on the market, ensuring nothing distracts from the elegance of your kitchen.



Under Cabinet Installation

There are various sizes available for selection including 60cm, 70cm, 75cm or 90cm. Whether you would like to standalone or installed under your upper cabinet, you can always find what your need from our wide selection.

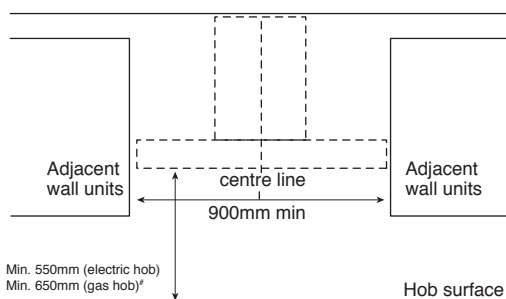
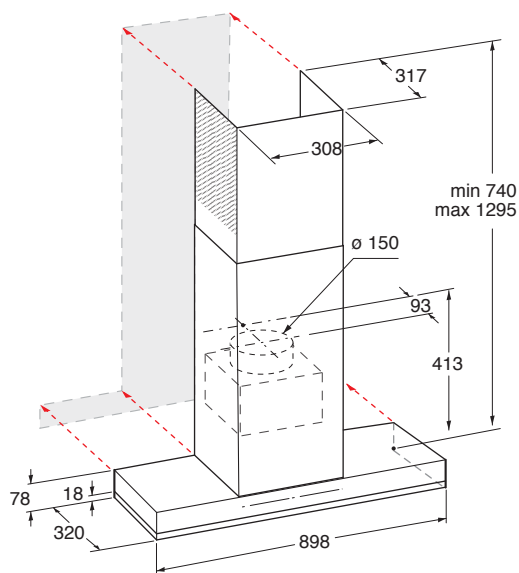


Product Information

WHSS 90FLTCK

HK\$12,990

W COLLECTION 90CM WALL-MOUNTED COOKERHOOD



Unit: mm
Above diagram is not to scale

Product : 740-1295H x 898W x 320Dmm
Current : 13A (167W)

Key Features



Zen Technology

Brushless AC Motor is extremely quiet when in use. Guarantees high energy efficiency, longer life (no brush erosion), low noise and flexibility in speed settings due to electronic control.



CookSense

CookSense intuitively selects the right extraction rate for any style of cooking.



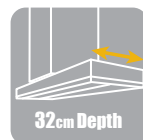
AirSense

Automatically detects air quality and purifies the air of odors and particles



SmartLight

A unique LED light set: adjusts illumination to fit your mood, your kitchen style and the time of the day.



Ultra Compact

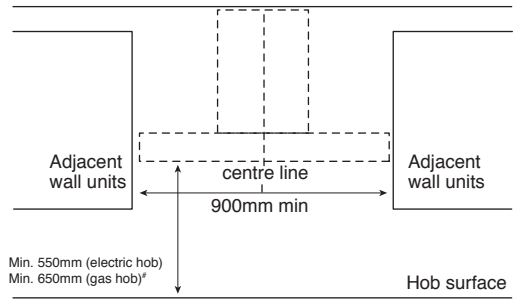
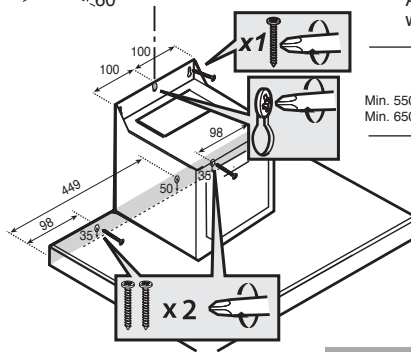
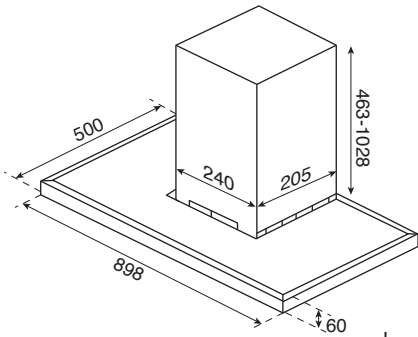
A compact flat design: with the perfect alignment of the chimney and the body, the depth is only 32cm.

Product Information

AKR9010/IX

HK\$10,990

90CM WALL-MOUNTED COOKERHOOD



Min. 550mm (electric hob)
Min. 650mm (gas hob)*

Unit: mm

Above diagram is not to scale

* For recirculation type, no exhaust duct is needed but carbon filter must be installed.

* From upper edge of pan support.

Product : 523-1088H x 898W x 500Dmm
Current : 13A (305W)

Key Features



LED illuminated rotary knob control

A sublimely eye-catching look with the LED backlit controls to operate the extraction speed.



LED Lighting

Illuminates the cooktop surface at best without any waste of energy.



Commercial Grade Stainless Steel Filter

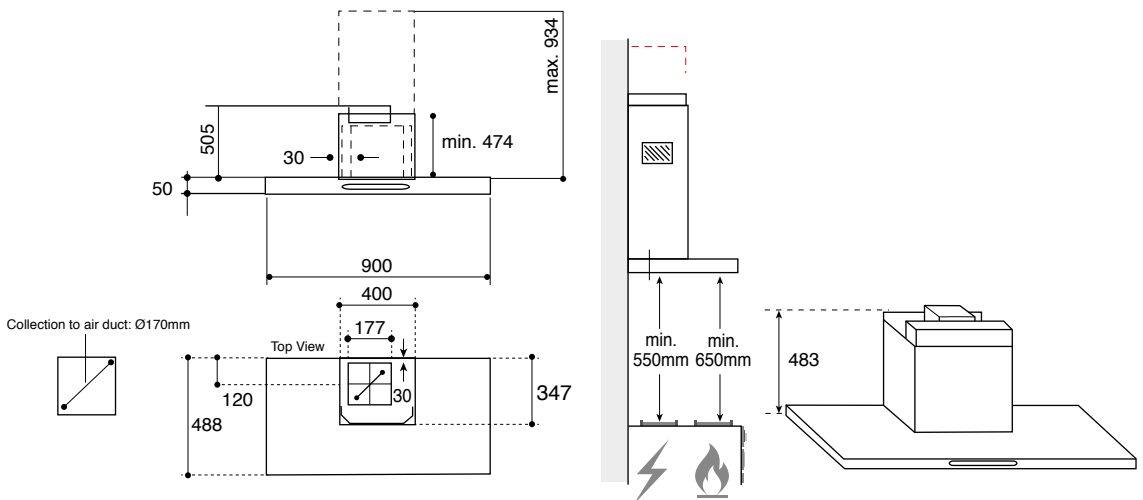
These durable filters are not only capable of capturing 90% more grease, they are also washable by hand or dishwasher.

Product Information

AKR5101/IX

HK\$6,590

90CM WALL-MOUNTED COOKERHOOD



Product : 555-984H x 900W x 488Dmm
Current : 13A (252W)

Key Features



LED Sensor Touch

Stylish and high-tech touch control.



LED Lighting

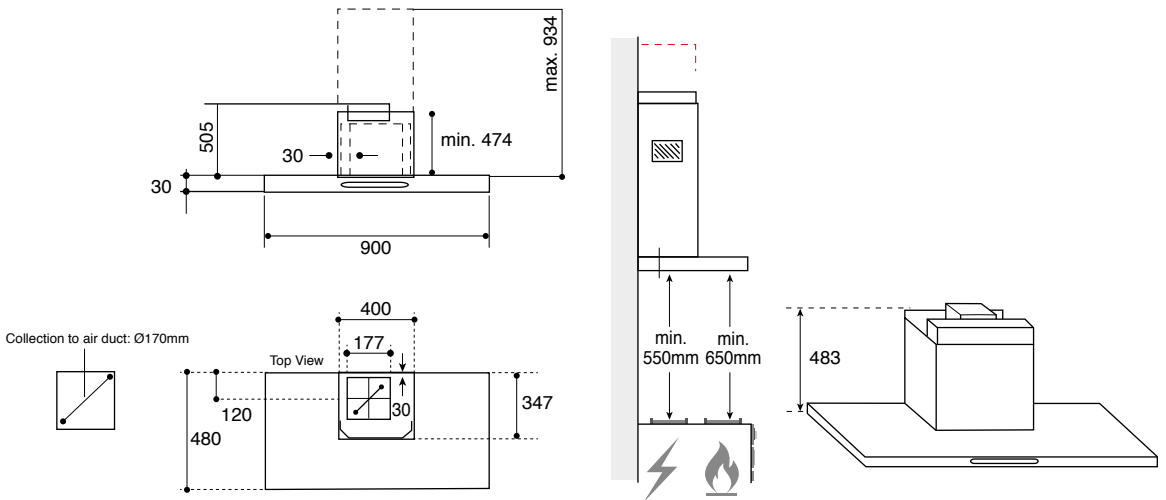
Illuminates the cooktop surface at best without any waste of energy.

Product Information

AKR5001/IX

HK\$5,690

90CM WALL-MOUNTED COOKERHOOD




Unit: mm
Above diagram is not to scale

Product : 535-964H x 900W x 480Dmm
Current : 13A (252W)

Key Features



LED Sensor Touch
Stylish and high-tech touch control.



3cm Front Panel
Slimmest front panel of 3cm on the market.



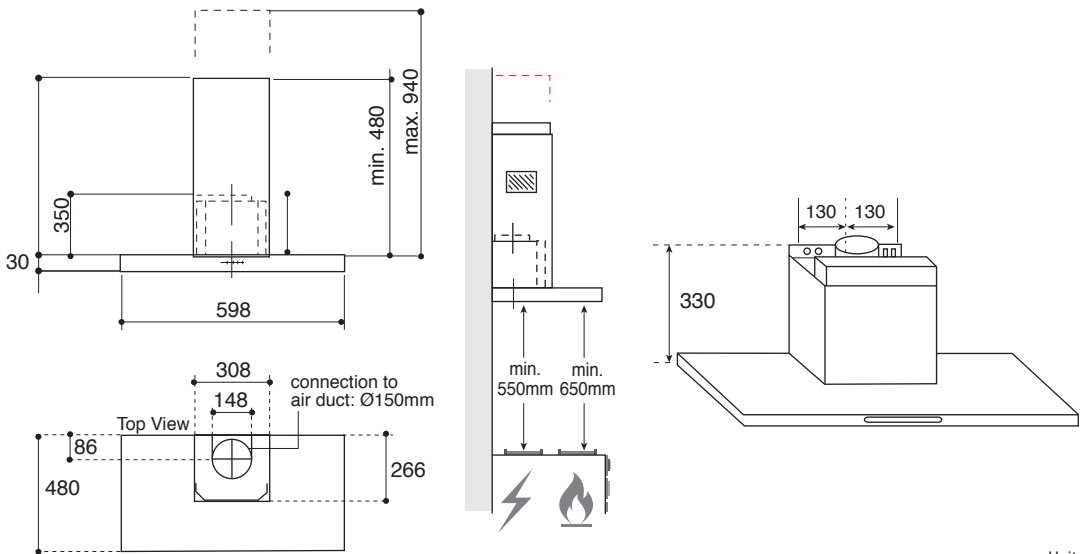
LED Lighting
Illuminates the cooktop surface at best without any waste of energy.

Product Information

AKR4061/IX

HK\$4,190

60CM WALL-MOUNTED COOKERHOOD




Unit: mm
Above diagram is not to scale

Product : 510-970H x 598W x 480Dmm
Current : 13A (254W)

Key Features



LED Sensor Touch
Stylish and high-tech touch control.



3cm Front Panel
Slimmest front panel of 3cm on the market.



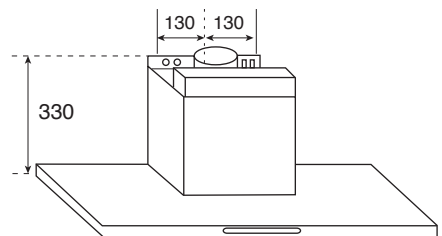
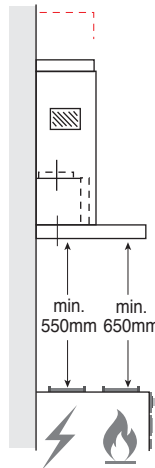
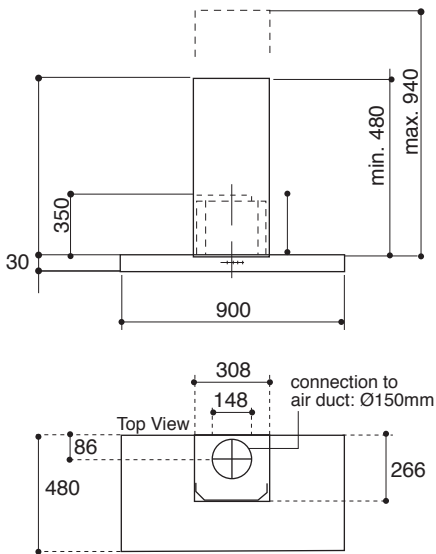
LED Lighting
Illuminates the cooktop surface at best without any waste of energy.

Product Information

AKR4985/IX

HK\$4,190


90CM WALL-MOUNTED COOKERHOOD



Unit: mm
Above diagram is not to scale

Product : 510-970H x 900W x 480Dmm
Current : 13A (254W)

Key Features



3cm Front Panel
Slimmest front panel of 3cm on the market.



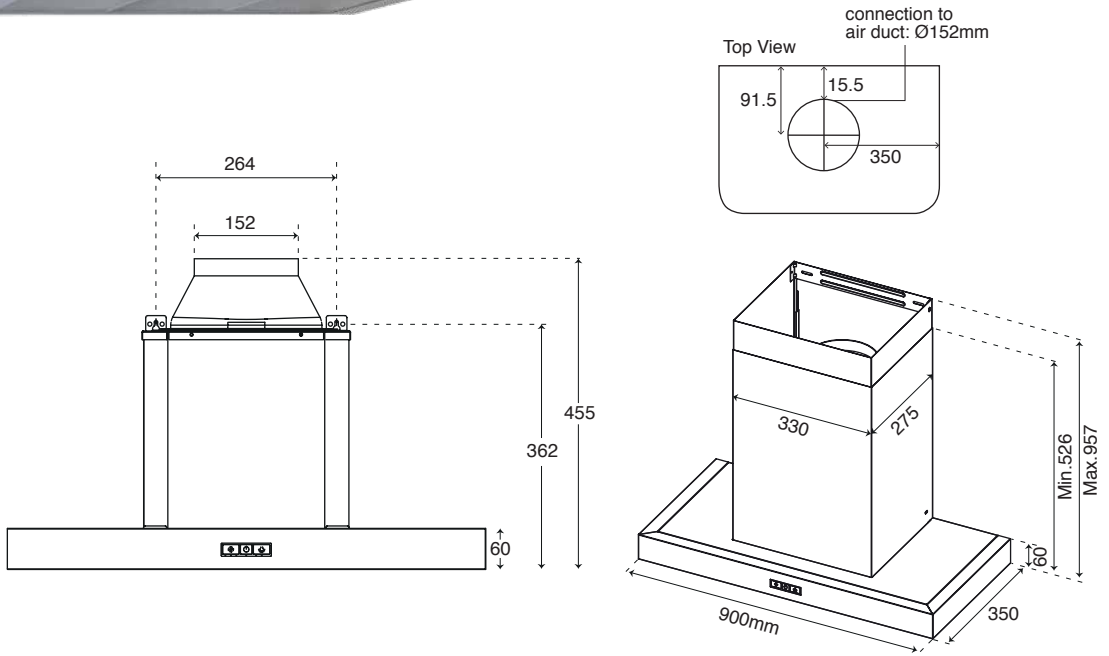
LED Lighting
Illuminates the cooktop surface at best without any waste of energy.

Product Information

AKT3590/IX

HK\$5,990

90CM SLIM TYPE WALL-MOUNTED COOKERHOOD



Unit: mm
Above diagram is not to scale

Product : 526-957H x 900W x 350Dmm
Current : 13A (282W)

Key Features



Ultra compact design

With a depth of 35cm, suitable for installation in upper cabinets with a shallow depth



Hidden Oil Cup

For easy cleaning and better aesthetics



LED Touch

Stylish and high-tech touch control.



LED Lighting

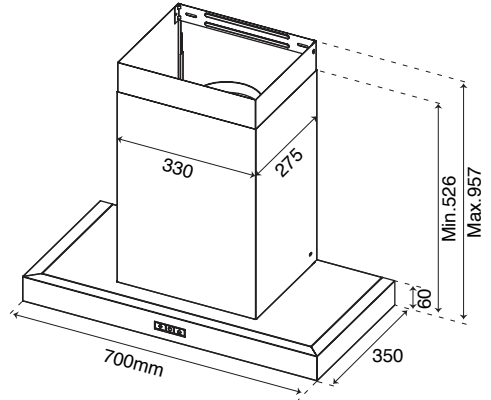
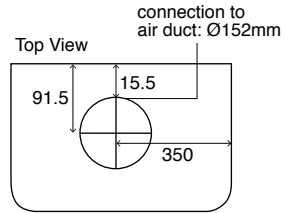
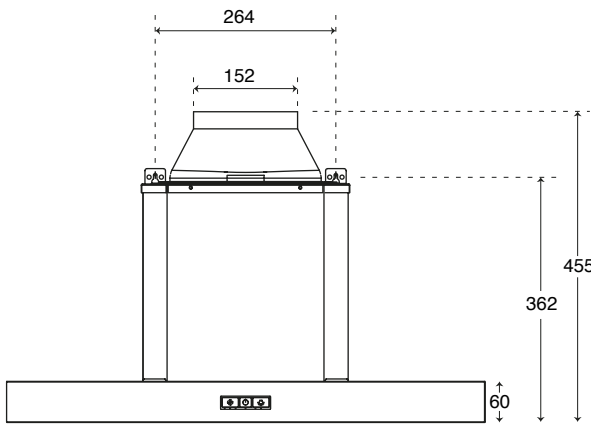
Illuminates the cooktop surface at best without any waste of energy.

Product Information

AKT3570/IX

HK\$4,990

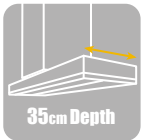
70CM SLIM TYPE WALL-MOUNTED COOKERHOOD



Unit: mm
Above diagram is not to scale

Product : 526-957H x 700W x 350Dmm
Current : 13A (282W)

Key Features



Ultra compact design

With a depth of 35cm, suitable for installation in upper cabinets with a shallow depth



Hidden Oil Cup

For easy cleaning and better aesthetics



LED Touch

Stylish and high-tech touch control.



LED Lighting

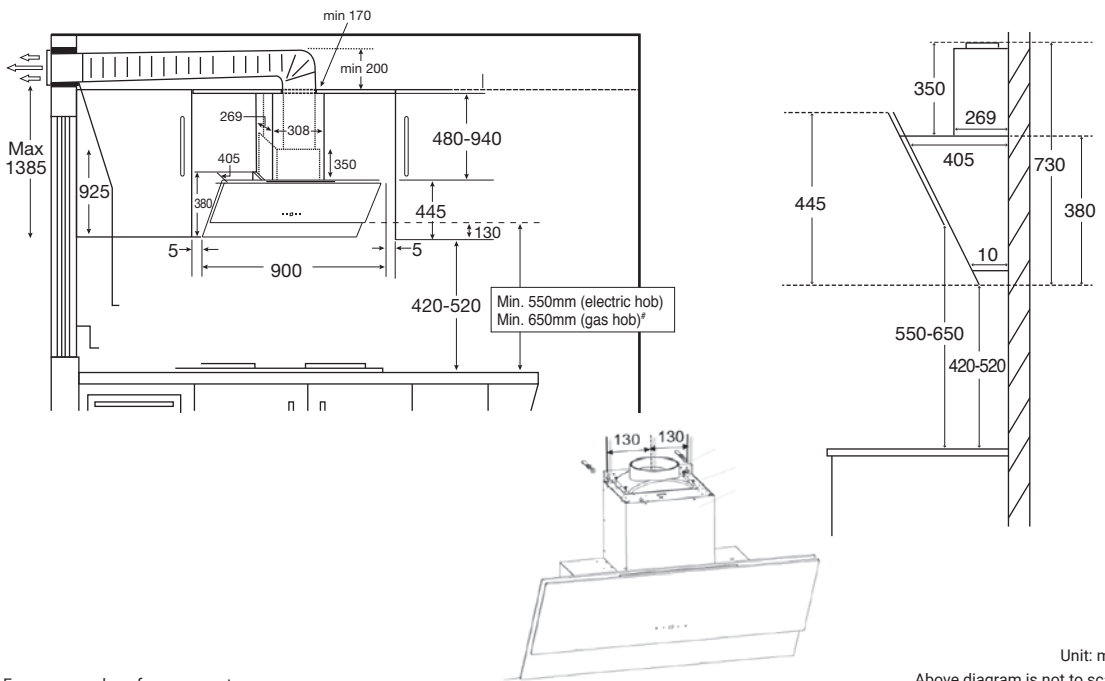
Illuminates the cooktop surface at best without any waste of energy.

Product Information

AKR5200/IX

HK\$8,490

DECORATIVE COOKERHOOD IN WHITE GLASS



* From upper edge of pan support

Unit: mm
Above diagram is not to scale

Product : 925-1385H x 900W x 405Dmm
Current : 13A (320W)

Key Features



LED Sensor Touch

Stylish and high-tech touch control.



LED Lighting

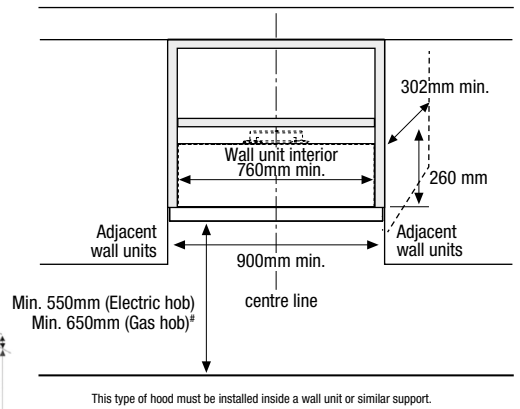
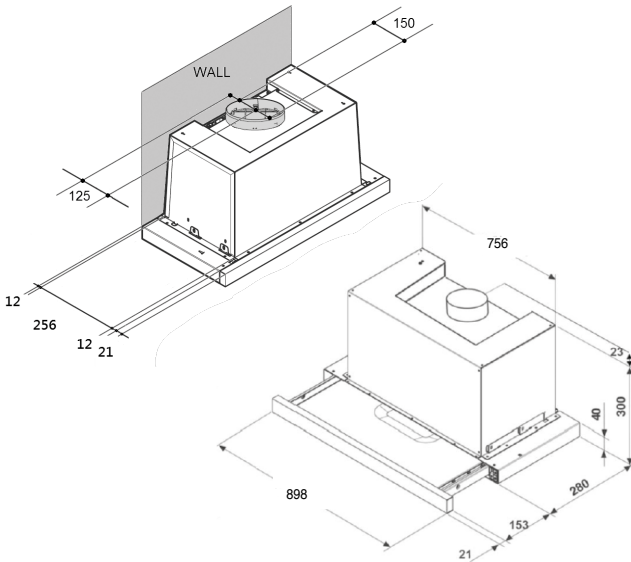
Illuminates the cooktop surface at best without any waste of energy.

Product Information

AKR473/IX

HK\$5,590

90CM TELESCOPIC COOKERHOOD

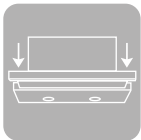


Unit: mm
Above diagram is not to scale

* From upper edge of pan support

Product : 323H x 898W x 301-454Dmm
Cut-out : 260H x 900W x 302Dmm
Current : 13A (265W)

Key Features



Removable Front Panel

The front panel is removable so that a matching panel can be fitted to go with your cabinet style.



Stainless Steel Filter

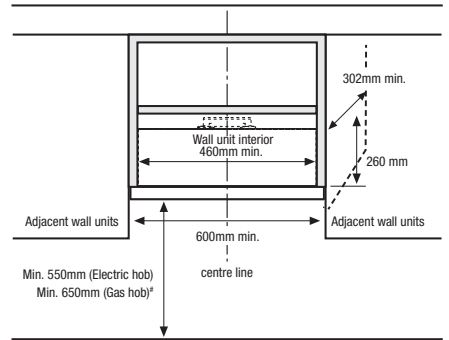
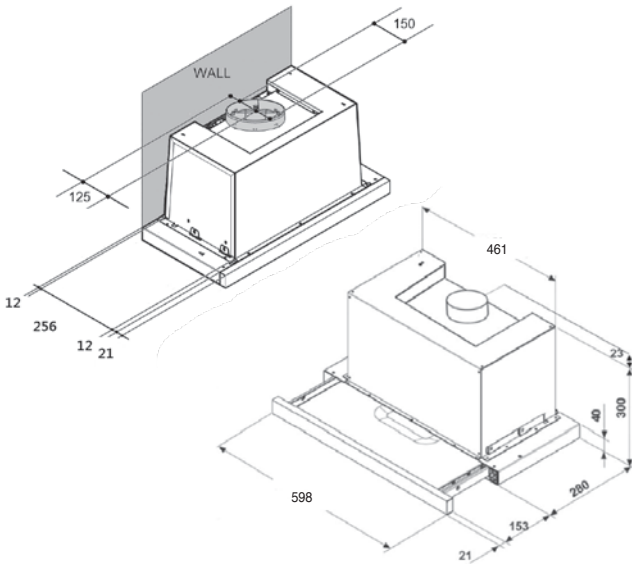
These filters are sturdy and durable, and also washable by hand or dishwasher.

Product Information

AKR273/IX

HK\$3,990

60CM TELESCOPIC COOKERHOOD



This type of hood must be installed inside a wall unit or similar support.

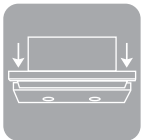
Unit: mm

Above diagram is not to scale

* From upper edge of pan support

Product : 323H x 598W x 301-454Dmm
 Cut-out : 260H x 600W x 302Dmm
 Current : 13A (265W)

Key Features



Removable Front Panel

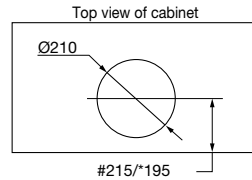
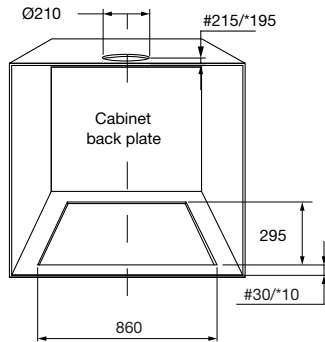
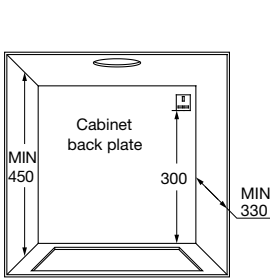
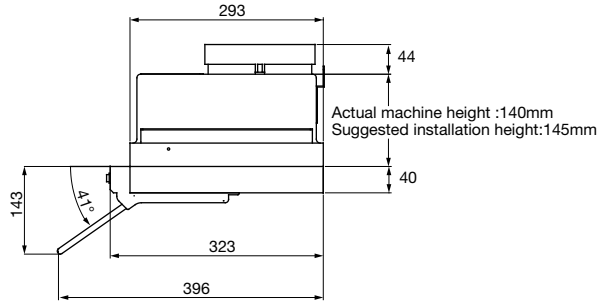
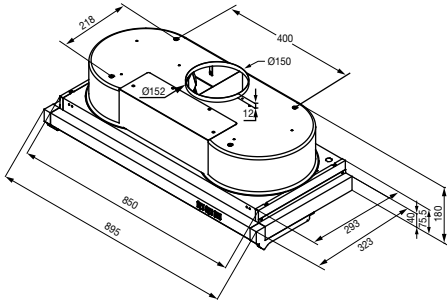
The front panel is removable so that a matching panel can be fitted to go with your cabinet style.

Product Information

INAC900W

HK\$4,590

90CM INTEGRATED COOKERHOOD WITH OIL CUPS



Unit: mm
Above diagram is not to scale

Product : 180H x 895W x 323Dmm
Cut-out : 860W x 295Dmm
Current : 13A

Key Features



Easy Dismantle Design

During cleaning, you can easily take out the base plate, oil collecting tray and vane etc



Left/ Right Independent Control

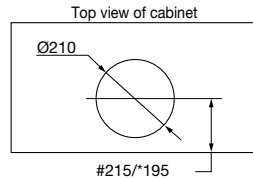
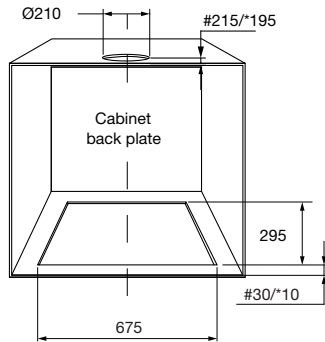
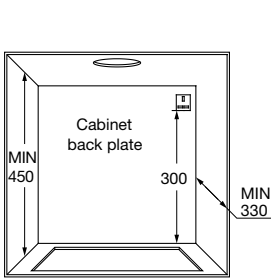
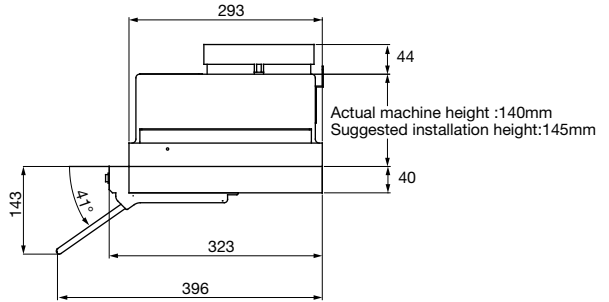
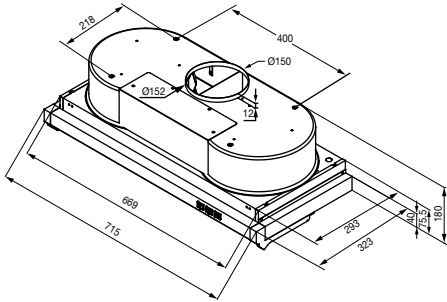
For maximum flexibility, you can control the left and right fan separately, saving energy and more environmentally friendly.

Product Information

INAC700W

HK\$3,990

70CM INTEGRATED COOKERHOOD WITH OIL CUPS



Unit: mm
Above diagram is not to scale

Product : 180H x 715W x 323Dmm
Cut-out : 675W x 295Dmm
Current : 13A

Key Features



Easy Dismantle Design

During cleaning, you can easily take out the base plate, oil collecting tray and vane etc



Left/ Right Independent Control

For maximum flexibility, you can control the left and right fan separately, saving energy and more environmentally friendly.

COOKERHOODS- SPECIFICATIONS SUMMARY



HOODS	WHSS 90FLTCK	AKR9010/IX	AKR5101/IX
AESTHETICS			
Type	Wall-mounted Chimney	Wall-mounted Chimney	Wall-mounted Chimney
Body color	Black Glass	Stainless Steel	Stainless Steel
Control panel color	Black Glass	Stainless Steel	Black Glass
Control panel design	Touch Control	LED Rotary Knob	White LED Sensor Touch
Slim design	•	-	-
Filter type	Stainless Steel	Commercial Grade Stainless Steel	Aluminum + Stainless Steel
FUNCTIONS			
Operation	Extraction or Recirculation	Extraction or Recirculation	Extraction or Recirculation
No. of speeds	Continuous	3 + 1 (Intensive)	4
CookSense	•	-	-
AirSense	•	-	-
Zen mode	•	-	-
Intelligent lighting	•	-	-
Delay off	•	-	•
Saturation indicator for filter	•	•	-
Washable filter	•	•	•
TECHNICAL SPECIFICATION			
Max. extraction (unrestricted) m ³ /hr	-	-	1,200
Max. extraction (IEC61591) m ³ /hr	779	780	
No. of motors	1	1	1
Lighting	LED Strip	LED	LED
No. of lights	7W	2 x 2.5W	2 x 2W
Length of chimney(mm)	625-1,220(Extraction) 735-1,220(Recirculation)	463-1,028	474-934
Diameter of air duct	150	145	170
Socket/ Fuse spur unit	13A	13A	13A
Length of power cord	1,300	1,000	1,500
ACCESSORIES			
Carbon filter (for recirculation)	-	AMC027 (\$650)	312640050000 (\$180)
PRODUCT DIMENSIONS (MM)			
Height	740-1,295	523-1,088	555-984
Width	898	898	900
Depth	320	500	488
COUNTRY OF ORIGIN			
	Europe	Europe	Asia

COOKERHOODS- SPECIFICATIONS SUMMARY



HOODS	AKR5001/IX	AKR4071/IX	AKR4061/IX
AESTHETICS			
Type	Wall-mounted Chimney	Wall-mounted Chimney	Wall-mounted Chimney
Body color	Stainless Steel	Stainless Steel	Stainless Steel
Control panel color	Stainless Steel	Stainless Steel	Stainless Steel
Control panel design	White LED Sensor Touch	White LED Sensor Touch	White LED Sensor Touch
Slim front panel design	•	•	•
Filter type	Aluminum + Stainless Steel	Aluminum + Stainless Steel	Aluminum + Stainless Steel
FUNCTIONS			
Operation	Extraction or Recirculation	Extraction or Recirculation	Extraction or Recirculation
No. of speeds	4	4	4
Delay off	•	•	•
Washable filter	•	•	•
ENERGY EFFICIENCY			
Europe class	-	A	A
TECHNICAL SPECIFICATION			
Max. extraction (unrestricted) m ³ /hr	1,200	1,000	1,000
No. of motors	1	1	1
Lighting	LED Strip	LED	LED
No. of lights	2 x 1.5W	2x 2W	2x 2W
Length of chimney(mm)	474-934	480-940	480-940
Diameter of air duct	170	150	150
Socket/ Fuse spur unit	13A	13A	13A
Length of power cord	1,500	1,500	1,500
ACCESSORIES			
Carbon filter (for recirculation)	312640050000 (\$180)	30206500013 (\$180)	30206500013 (\$180)
PRODUCT DIMENSIONS (MM)			
Height	535-964	510-970	510-970
Width	900	760	598
Depth	480	480	480
COUNTRY OF ORIGIN			
	Asia	Asia	Asia

COOKERHOODS- SPECIFICATIONS SUMMARY



HOODS	AKR4985/IX	AKT3590/IX	AKT3570/IX
AESTHETICS			
Type	Wall-mounted Chimney	Slim Wall-mounted Chimney	Slim Wall-mounted Chimney
Body color	Stainless Steel	Stainless Steel	Stainless Steel
Control panel color	Stainless Steel	Stainless Steel	Stainless Steel
Control panel design	Electronic Buttons	Sensor Touch	Sensor Touch
Slim front panel design	•	-	-
Slim design	-	•	•
Filter type	Aluminum	Aluminum	Aluminum
Invisible oil cups	-	•	•
FUNCTIONS			
Operation	Extraction or Recirculation	Extraction or Recirculation	Extraction or Recirculation
No. of speeds	4	3	3
Delay off	•	•	•
Washable filter	•	•	•
ENERGY EFFICIENCY			
Europe class	A	-	-
TECHNICAL SPECIFICATION			
Max. extraction (unrestricted) m ³ /hr	1,000	1,200	1,200
No. of motors	1	1	1
Lighting	LED	LED Strip	LED Strip
No. of lights	2x 2W	1 x 5W	1 x 5W
Length of chimney(mm)	480-940	466-897	466-897
Diameter of air duct	150	152	152
Socket/ Fuse spur unit	13A	13A	13A
Length of power cord	1,500	1,800	1,800
ACCESSORIES			
Carbon filter (for recirculation)	30206500013 (\$180)	CAB01 (\$180)	CAB01 (\$180)
PRODUCT DIMENSIONS (MM)			
Height	510-970	526-957	526-957
Width	900	900	700
Depth	480	350	350
COUNTRY OF ORIGIN			
	Asia	Taiwan	Taiwan

COOKERHOODS- SPECIFICATIONS SUMMARY



HOODS	AKR5200/IX	AKR473/IX	AKR273/IX
AESTHETICS			
Type	Decorative	Telescopic	Telescopic
Body color	Stainless Steel	Stainless Steel	Stainless Steel
Control panel color	White Glass	Stainless Steel	Stainless Steel
Control panel design	LCD Touch	Slider	Slider
Removable panel	-	•	•
Filter type	Aluminum	Stainless Steel	Aluminum
FUNCTIONS			
Operation	Extraction or Recirculation	Extraction or Recirculation	Extraction or Recirculation
No. of speeds	4	3 + 1 (Intensive)	3 + 1 (Intensive)
Delay off	•	•	•
Washable filter	•	•	•
TECHNICAL SPECIFICATION			
Max. extraction (unrestricted) m ³ /hr	1,000	-	-
Max. extraction (IEC61591) m ³ /hr	-	724	724
No. of motors	1	1	1
Lighting	LED	Halogen	Halogen
No. of lights	2 x 1W + 1 x 1.5W	2 x 20W	2 x 20W
Length of chimney(mm)	480-940	-	-
Diameter of air duct	150	150	150
Socket/ Fuse spur unit	13A	13A	13A
Length of power cord	1,440	1,380	1,380
ACCESSORIES			
Carbon filter (for recirculation)	484048041166 (\$180)	AMC072 (\$550)	AMC072 (\$550)
PRODUCT DIMENSIONS (MM)			
Height	925-1385	323	323
Width	900	898	598
Depth	405	301-454	301-454
CUT OUT DIMENSIONS (MM)			
Height	-	260	260
Width	-	900	600
Depth	-	302	302
COUNTRY OF ORIGIN			
	Asia	Italy	Italy

COOKERHOODS- SPECIFICATIONS SUMMARY



HOODS	INAC900W	INAC700W
AESTHETICS		
Type	Undercounter	Undercounter
Body color	White	White
Control panel color	White	White
Control panel design	Button	Button
Visible oil cups	•	•
FUNCTIONS		
Operation	Extraction	Extraction
No. of speeds	2	2
TECHNICAL SPECIFICATION		
Max. extraction (unrestricted) m ³ /hr	1,218	1,218
No. of motors	2	2
Lighting	Compact fluorescent lamp	Compact fluorescent lamp
No. of lights	1 x 14W	1 x 14W
Diameter of air duct	150	150
Socket/ Fuse spur unit	13A	13A
Length of power cord	1,370	1,370
PRODUCT DIMENSIONS (MM)		
Height	180	180
Width	895	715
Depth	323	323
CUT OUT DIMENSIONS (MM)		
Height	-	-
Width	860	675
Depth	295	295
COUNTRY OF ORIGIN		
	Taiwan	Taiwan

GAS HOB

Power and performance with enduring shine

Whirlpool gas hobs combine premium quality materials with cutting-edge technology for a high powered cooking experience in a choice of simple yet striking designs. Powerful burners offer instant and accurate temperature control, more versatile pan supports ensure greater flexibility, and intuitive controls provide maximum ease of use.





Domino Cooktops

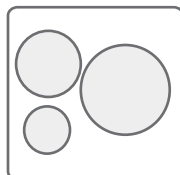
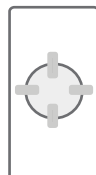
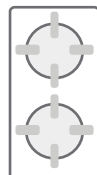
Maximum flexibility

With a variety of options available, Whirlpool gas hobs offer the utmost flexibility for your kitchen. Choose from a wide range of settings to suit your kitchen design for the ultimate cooking experience and performance.

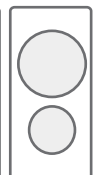
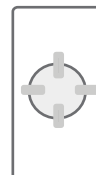
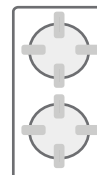


Flexible Combinations

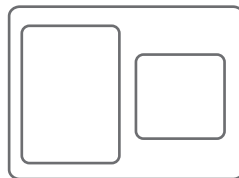
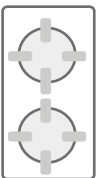
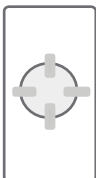
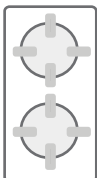
DOMINO hobs come in multiple combinations, which you can select according to your personal cooking preferences, kitchen design and available space.



30cm Gas Domino + 60cm Induction



30cm Domino Gas & Induction



30cm Domino Gas & 65cm Induction



Powerful 6kW Burner

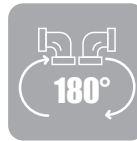
Effortless cooking, precision performance

Designed with a power capacity reaching 6kW, Whirlpool's powerful gas hobs boil water up to 40% faster than similar models. Featuring 4 levels of flame control, Whirlpool gas hobs facilitate all of your different cooking needs, while their quick heating action makes them perfect for high flame frying. Cooking efficiency is also enhanced by over 55%.



3 Ring Burner Design

The inner, mid and outer burner caps of selected models offer powerful heat input which is perfect for high flame frying. Cooking efficiency can be enhanced over 55%.



180° Rotatable Gas Inlet

Gas inlet can be rotated in 180 degrees, making it more flexible to cater different kitchen design, or accommodate different piping conditions.

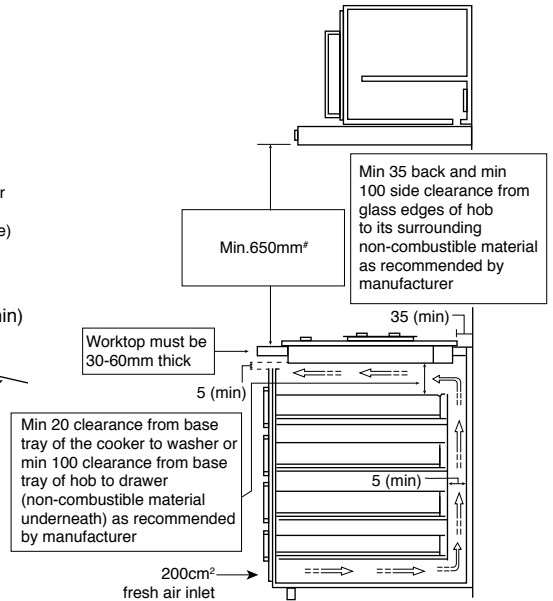
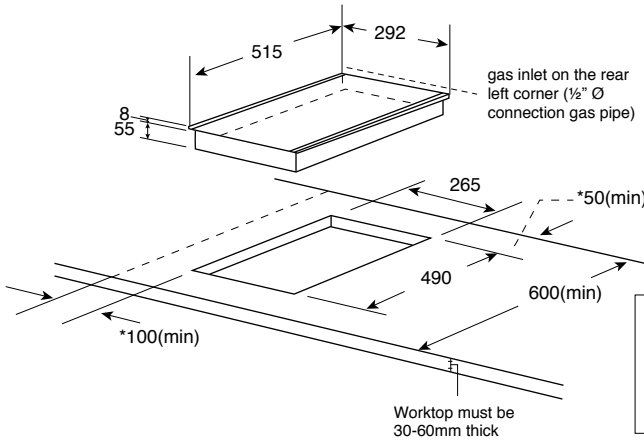


Product Information

AVK130/BT

HK\$5,790

DOMINO 1 BURNER GAS HOB (TOWNGAS)



Unit: mm
Above diagram is not to scale
* Minimum clearance from glass edges of hob to wall
From upper edge of pan support

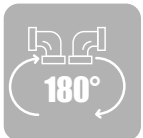
Product : 63H (118H[#]) x 292W x 515Dmm

Cut-out : 265W x 490Dmm

Battery operated (DC : 1.5V)

Key Features

[#] Height includes burner trivet and bottom plate.



180° Rotatable Gas Inlet

Can be adjusted freely to cater different kitchen design.



Powerful 6kW burner

Designed with a power capacity reaching 6kW while featuring 4 levels of flame control, making them perfect for high flame frying.



SCHOTT Ceran® Glass

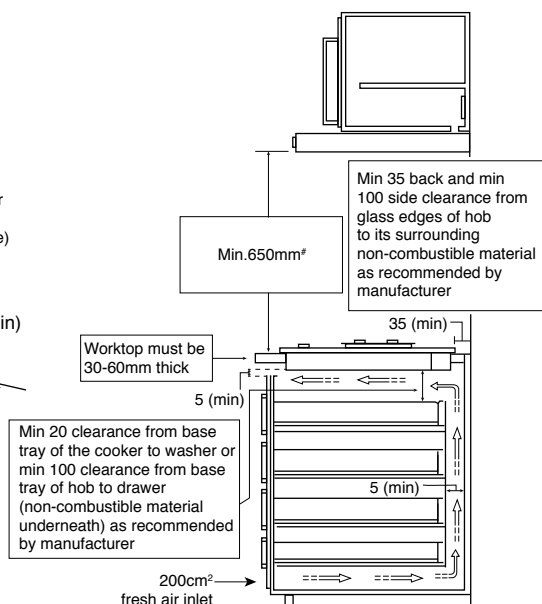
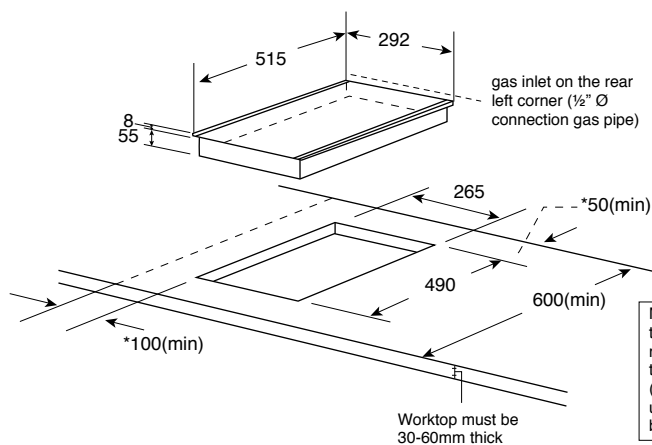
Extremely durable and easy-to-maintain glass-ceramic cooktop panel and the only one produced without the use of heavy metal arsenic and antimony.

Product Information

AVK130/BT/P

HK\$5,790

DOMINO 1 BURNERS GAS HOB (LP GAS)

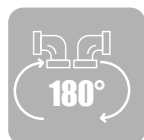


Unit: mm
Above diagram is not to scale
* Minimum clearance from glass edges of hob to wall
[#] From upper edge of pan support

Product : 63H (118H[#]) x 292W x 515Dmm
Cut-out : 265W x 490Dmm
Battery operated (DC : 1.5V)

Key Features

[#] Height includes burner trivet and bottom plate.



180° Rotatable Gas Inlet

Can be adjusted freely to cater different kitchen design.



SCHOTT Ceran® Glass

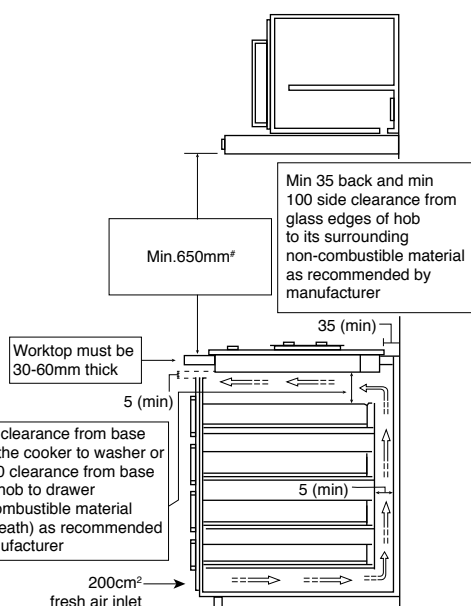
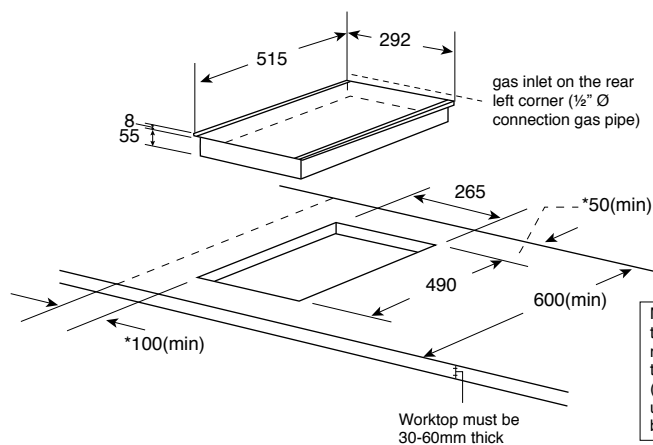
Extremely durable and easy-to-maintain glass-ceramic cooktop panel and the only one produced without the use of heavy metal arsenic and antimony.

Product Information

AVK230/BT

HK\$5,290

DOMINO 2 BURNERS GAS HOB (TOWN GAS)

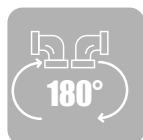


Unit: mm
 Above diagram is not to scale
 * Minimum clearance from glass edges of hob to wall
 † From upper edge of pan support

Product : 63H (118H[#]) x 292W x 515Dmm
 Cut-out : 265W x 490Dmm
 Battery operated (DC : 1.5V)

Key Features

[#] Height includes burner trivet and bottom plate.



180° Rotatable Gas Inlet

Can be adjusted freely to cater different kitchen design.



SCHOTT Ceran® Glass

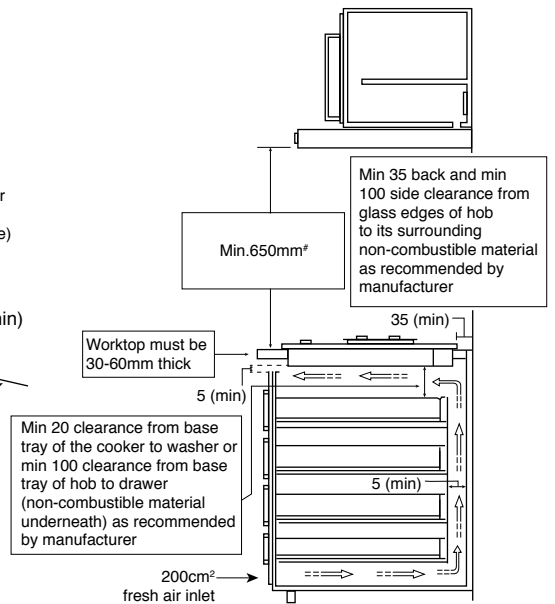
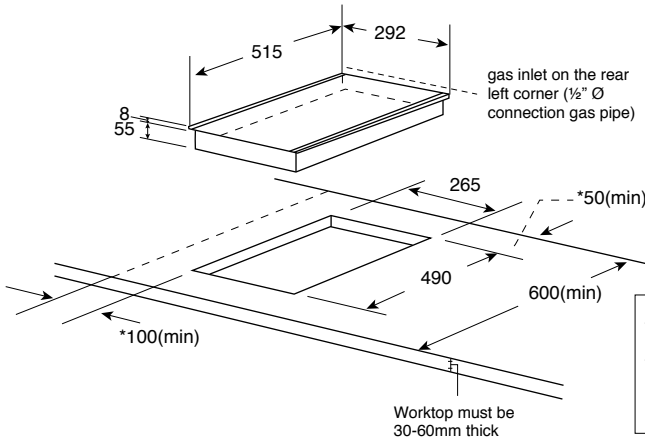
Extremely durable and easy-to-maintain glass-ceramic cooktop panel and the only one produced without the use of heavy metal arsenic and antimony.

Product Information

AVK230/BT/P

HK\$5,290

DOMINO 2 BURNERS GAS HOB (LP GAS)

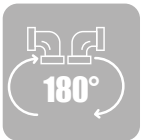


Unit: mm
 Above diagram is not to scale
 * Minimum clearance from glass edges of hob to wall
 † From upper edge of pan support

Product : 63H (118H[#]) x 292W x 515Dmm
 Cut-out : 265W x 490Dmm
 Battery operated (DC : 1.5V)

[#] Height includes burner trivet and bottom plate.

Key Features



180° Rotatable Gas Inlet

Can be adjusted freely to cater different kitchen design.



SCHOTT Ceran® Glass

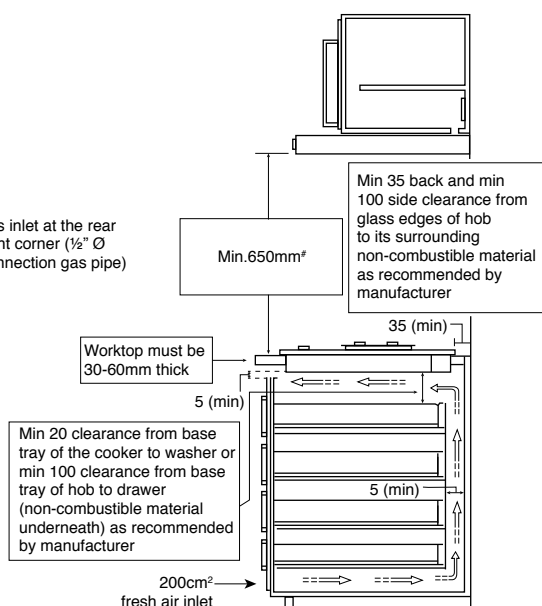
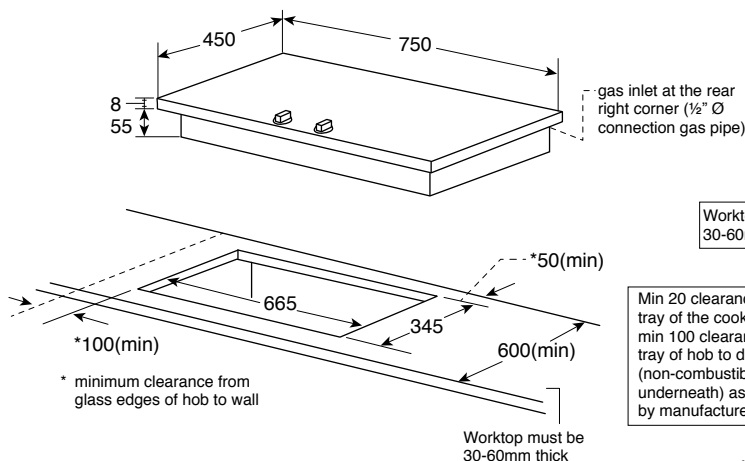
Extremely durable and easy-to-maintain glass-ceramic cooktop panel and the only one produced without the use of heavy metal arsenic and antimony.

Product Information

AGK233/B

HK\$4,990

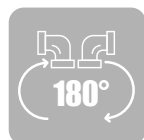
2 BURNERS GAS HOB (Town Gas)



Unit: mm
Above diagram is not to scale
* Minimum clearance from glass edges of hob to wall
[#] From upper edge of pan support

Product : 126H[#] x 750W x 450Dmm
Cut-out : 665W x 345Dmm
Battery operated (DC : 1.5V)

Key Features



180° Rotatable Gas Inlet

Can be adjusted freely to cater different kitchen design.



Powerful 6kW burner

Designed with a power capacity reaching 6kW while featuring 4 levels of flame control, making them perfect for high flame frying.



3 Ring brass burner

Perfect for high frame frying.

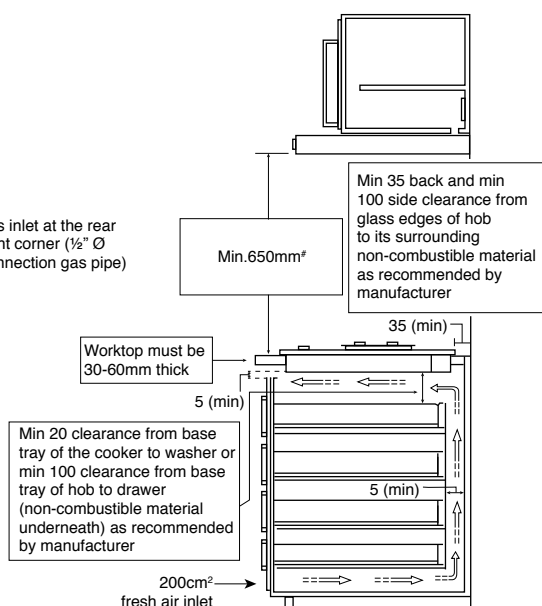
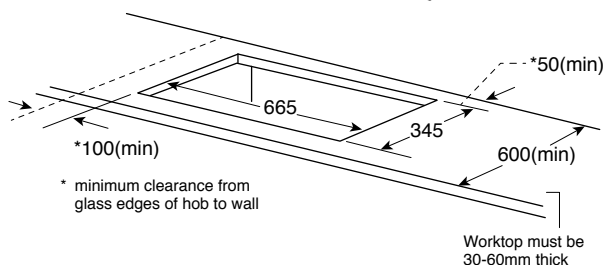
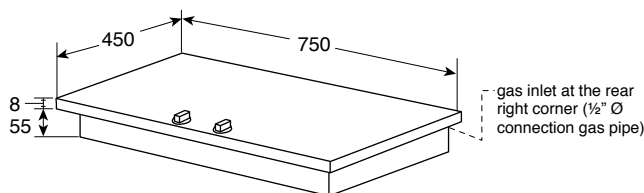
[#] Height includes burner trivet and bottom plate.

Product Information

AGK233/BP

HK\$4,990

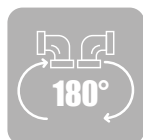
2 BURNERS GAS HOB (LP GAS)



Unit: mm
Above diagram is not to scale
* Minimum clearance from glass edges of hob to wall
[#] From upper edge of pan support

Product : 126H[#] x 750W x 450Dmm
Cut-out : 665W x 345Dmm
Battery operated (DC : 1.5V)

Key Features



180° Rotatable Gas Inlet

Can be adjusted freely to cater different kitchen design.



3 Ring brass burner

Perfect for high frame frying.

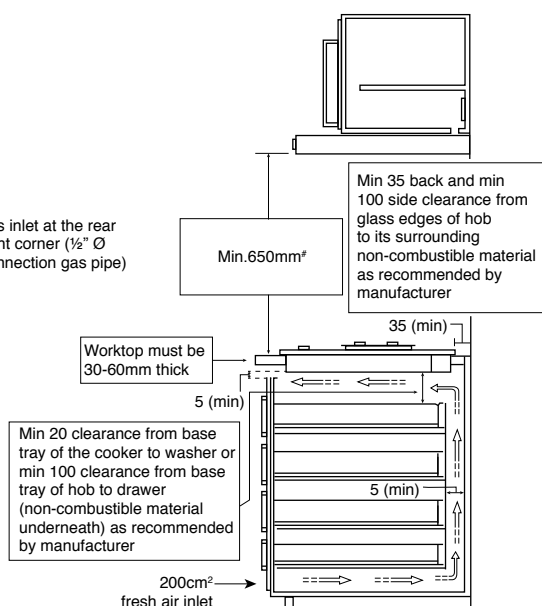
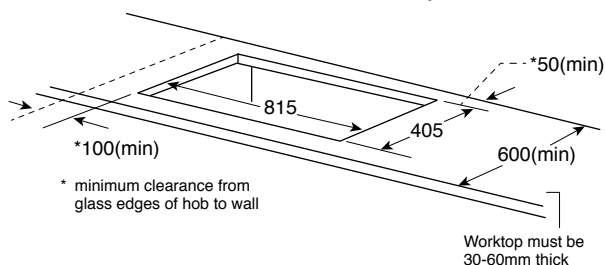
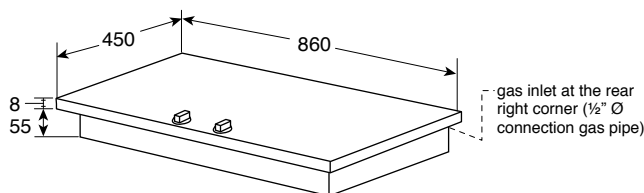
[#] Height includes burner trivet and bottom plate.

Product Information

AGK333/B

HK\$5,390

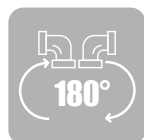
3 BURNERS GAS HOB (TOWN GAS)



Unit: mm
Above diagram is not to scale
* Minimum clearance from glass edges of hob to wall
[#] From upper edge of pan support

Product : 126H[#] x 860W x 450Dmm
Cut-out : 815W x 405Dmm
Battery operated (DC : 1.5V)

Key Features



180° Rotatable Gas Inlet

Can be adjusted freely to cater different kitchen design.



Powerful 6kW burner

Designed with a power capacity reaching 6kW while featuring 4 levels of flame control, making them perfect for high flame frying.



3 Ring brass burner

Perfect for high frame frying.

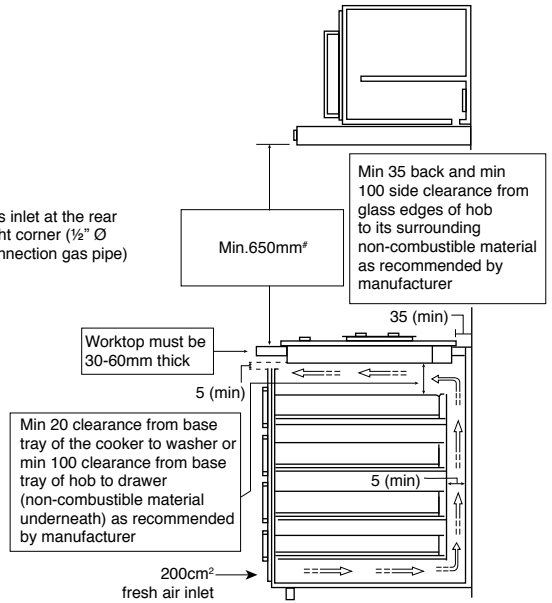
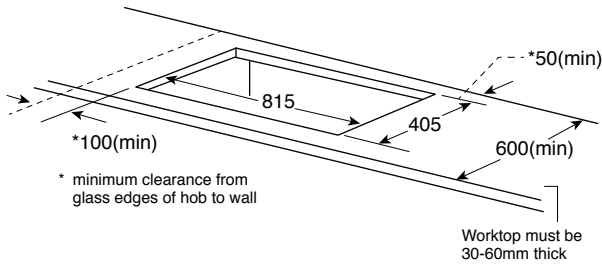
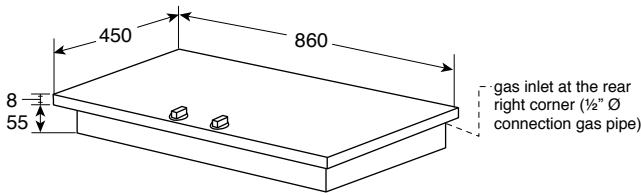
[#] Height includes burner trivet and bottom plate.

Product Information

AGK333/BP

HK\$5,390

3 BURNERS GAS HOB (LP GAS)



Unit: mm
 Above diagram is not to scale
 * Minimum clearance from glass edges of hob to wall
 † From upper edge of pan support

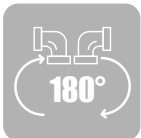
Product : 126H[#] x 860W x 450Dmm

Cut-out : 815W x 405Dmm

Battery operated (DC : 1.5V)

Key Features

[#] Height includes burner trivet and bottom plate.



180° Rotatable Gas Inlet

Can be adjusted freely to cater different kitchen design.



3 Ring brass burner

Perfect for high frame frying.

GAS HOBS - SPECIFICATIONS SUMMARY



GAS HOBS	AVK130/BT	AVK130/BT/P	AVK230/BT
AESTHETICS			
Type	Domino Gas Hob	Domino Gas Hob	Domino Gas Hob
Color	Black	Black	Black
No. of burners	1	1	2
Glass surface	SCHOTT CERAN®	SCHOTT CERAN®	SCHOTT CERAN®
Burner type	Brass	Brass	Brass
FUNCTIONS			
Gas operation	Towngas	LP Gas	Towngas
Individual simmer flame	•	•	-
Flame failutre safety device	•	•	•
180° rotate gas inlet	•	•	•
TECHNICAL SPECIFICATION			
Power (W)	6,000	4,500	2,500 + 1,600
DC battery (V)	1.5	1.5	1.5
OPTIONAL ACCESSORIES			
Connecting rail	TR60	TR60	TR60
PRODUCT DIMENSIONS (MM)			
	# Height includes burner trivet and bottom plate		
Height	118#	118#	118#
Width	292	292	292
Depth	515	515	515
CUT OUT DIMENSIONS (MM)			
Width	265	265	265
Depth	490	490	490
COUNTRY OF ORIGIN			
	Asia	Asia	Asia

GAS HOBS - SPECIFICATIONS SUMMARY



GAS HOBS	AVK230/BT/P	AGK233/B	AGK233/BP
AESTHETICS			
Type	Domino Gas Hob	2 Burners Gas Hob	2 Burners Gas Hob
Color	Black	Black	Black
No. of burners	2	2	2
Glass surface	SCHOTT CERAN®	SCHOTT Tempered	SCHOTT Tempered
Burner type	Brass	Brass	Brass
FUNCTIONS			
Gas operation	LP Gas	Towngas	LP Gas
Individual simmer flame	-	•	•
Flame failutre safety device	•	•	•
180° rotate gas inlet	•	•	•
TECHNICAL SPECIFICATION			
Power (W)	1,700 + 900	6,000 + 6,000	4,500 + 4,500
DC battery (V)	1.5	1.5	1.5
OPTIONAL ACCESSORIES			
Connecting rail	TR60	-	-
PRODUCT DIMENSIONS (MM)			
	# Height includes burner trivet and bottom plate		
Height	118#	126#	126#
Width	292	750	750
Depth	515	450	450
CUT OUT DIMENSIONS (MM)			
Width	265	665	665
Depth	490	345	345
COUNTRY OF ORIGIN			
	Asia	Asia	Asia

GAS HOBS - SPECIFICATIONS SUMMARY



GAS HOBS	AGK333/B	AGK333/BP
AESTHETICS		
Type	3 Burners Gas Hob	3 Burners Gas Hob
Color	Black	Black
No. of burners	3	3
Glass surface	SCHOTT Tempered	SCHOTT Tempered
Burner type	Brass	Brass
FUNCTIONS		
Gas operation	Towngas	LP Gas
Individual simmer flame	•	•
Flame failutre safety device	•	•
180° rotate gas inlet	•	•
TECHNICAL SPECIFICATION		
Power (W)	6,000 + 2,500 + 6,000	4,500 + 1,800 + 4,500
DC battery (V)	1.5	1.5
PRODUCT DIMENSIONS (MM) # Height includes burner trivet and bottom plate		
Height	126#	126#
Width	860	860
Depth	450	450
CUT OUT DIMENSIONS (MM)		
Width	815	815
Depth	405	405
COUNTRY OF ORIGIN		
	Asia	Asia

INDUCTION HOB

Cooking will never be the same

Whirlpool's new induction hobs deliver perfectly cooking results every time. Intuitive technology, interactive displays, and 6th Sense Cooking. Combinations guidance ensure an assisted-cooking experience, while fully flexible surfaces and smart functions inspire consumers to cook more freely and easily. The minimal, pure, and essential design, keeping the hob shining yet amazingly functional and very easy to clean.





Smart Sense

Programme for success

The 6th Sense intelligent sensors detect the pan temperature, adjust it to the selected programme and constantly adjust the power level until the dish is perfectly cooked. Different power levels can be automatically selected and used simultaneously, enabling consumers to experience an insightful new and hassle-free way to cook multiple dishes.



63 cooking combinations available



Meat

Grilling

Pan frying

Boiling

Empty Pan

Butter

Oil

Place pan
and food

Enjoy!

SmartSense assisted cooking

Up to 63 6th Sense cooking combinations



BOILING



SIMMERING



FRYING



MOKA



MELTING



GRILLING

Step-by-step recipe guidance

Thanks to 6th Sense technology, just select the type of food you want to cook and the preferred cooking method as steam, grill or fry.





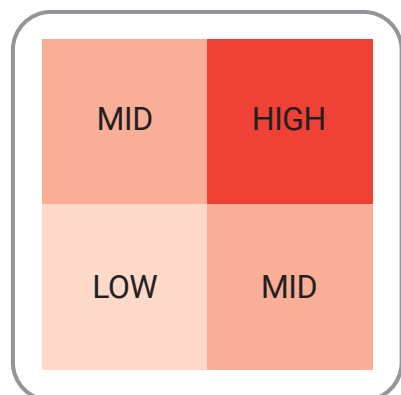
Chef Control

Flexibility and performance

Once ChefControl mode is activated, the entire surface is active and ready to use. ChefControl divides the hob into four cooking zones, and activates them simultaneously at a pre-set power level. Pans can be moved from one area to another without interacting with the control panel, so dishes can be cooked continuously at different temperatures for added flexibility.



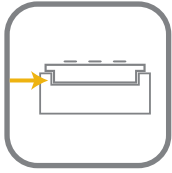
ChefControl offers effortless control of the entire cooking cycle – for example by letting you start cooking on a high heat and then sliding the pan to the lower temperature area when you wish to slowly simmer.



Flexifull/ flexiside, more space for inspired cooking

Ideal cooking space designed to accommodate pans of any size. The cooking zones can be used separately or linked together vertically to add more space to get creative.

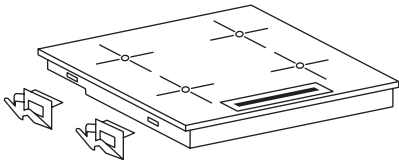




0 Gap Installation

Engineered for ease and flexibility

Designed to suit the impeccable continuity of a modern kitchen, Whirlpool induction hobs are the perfect fit on countertop plus they do not require space underneath for ventilation so can be effortlessly installed even in thin worktops with a flush finish that is practical to use and easy to clean.



0 GAP AND EASY INSTALLATION

0 gap structure allows glass to lay down directly on the worktop (only 0.5 mm gap). Easy installation with 4 springs fixation provided.



Extreme flexibility

Supreme flexibility in terms of thinner worktops, allowing a minimal design. Minimum worktop thickness required is only 12mm without an oven.



New ventilation system

There's no need for a frontal ventilation gap: no aesthetic constraints due to ventilation system.

Power Management

In case power supply in home is limited, our induction hobs are able to limited itself in order to properly work at lower total power level. Consumers can select between 4 different levels of maximum power absorption. The power level can be changed within the initial 10 minutes after the power has been plugged in.



7.4kW (default)

6.0kW

4.0kW

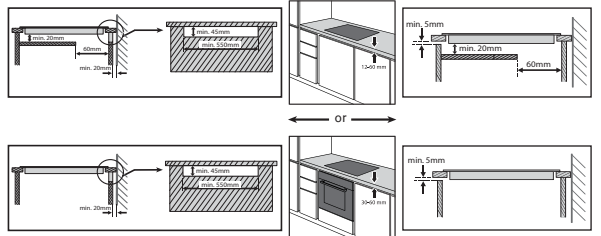
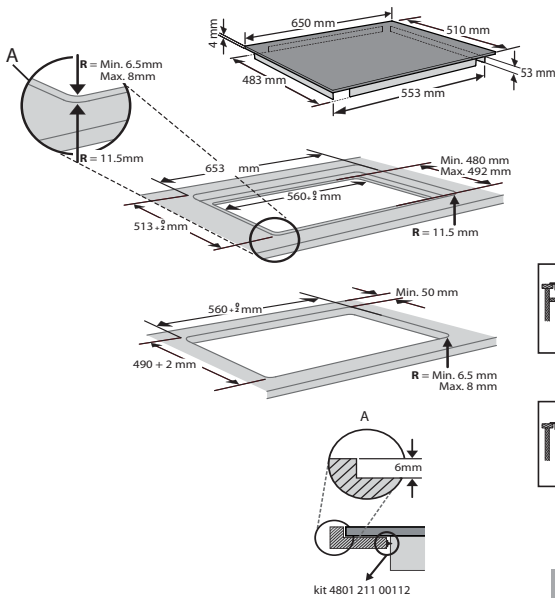
2.5kW

Product Information

SMP658CNEIXL

HK\$13,990

W COLLECTION FULL FLEXI INDUCTION HOB



Unit: mm
Above diagram is not to scale

Product : 57H x 650W x 510Dmm
Cut-out : 560-562W x 480-492Dmm
Current : 40A

Key Features



FlexiFull

Cook anywhere on the completely flexible surface with pans of all shapes and sizes.



63 Cooking Combination

Explore 63 delicious combinations of recipes and cooking methods.



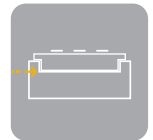
Smart Sense

Smart Sense offers you the latest kitchen assisted technology to create extraordinary dishes without effort.



Chef Control

An innovative cooking tool that allows you to cook without having to adjust the temperature.



0 Gap Installation

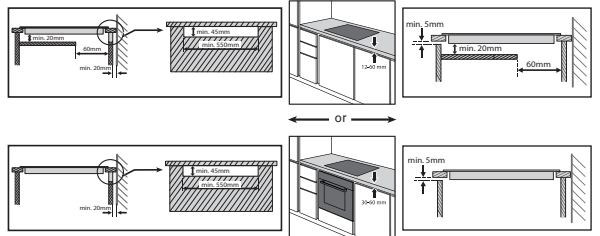
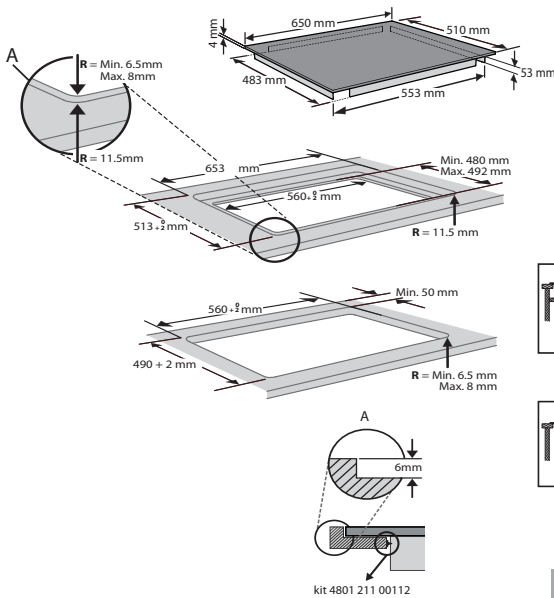

0 gap structure allows glass to lay down directly on the worktop.

Product Information

SMC653FBTIXL

HK\$10,990

W COLLECTION 3-ZONE INDUCTION HOB WITH FLEXISIDE



Unit: mm
Above diagram is not to scale

Product : 57H x 650W x 510Dmm
Cut-out : 560-562W x 480-492Dmm
Current : 40A

Key Features



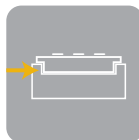
FlexiSide

Take the space you need by combining two cooking zones into one.



Smart Sense

Smart Sense offers you the latest kitchen assisted technology to create extraordinary dishes without effort.



0 Gap Installation

0 gap structure allows glass to lay down directly on the worktop.



Chef Control

An innovative cooking tool that allows you to cook without having to adjust the temperature.



iXelium

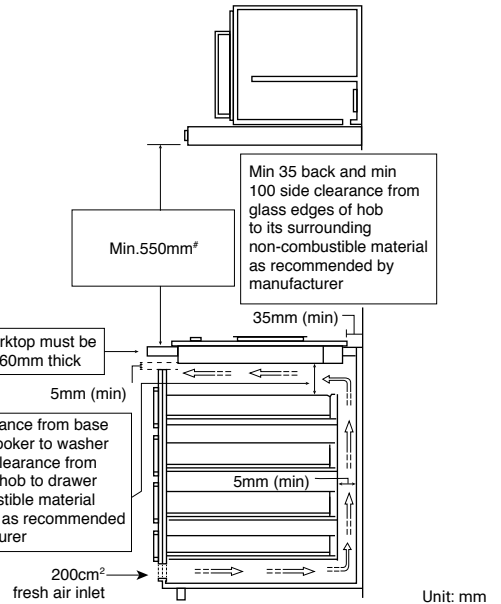
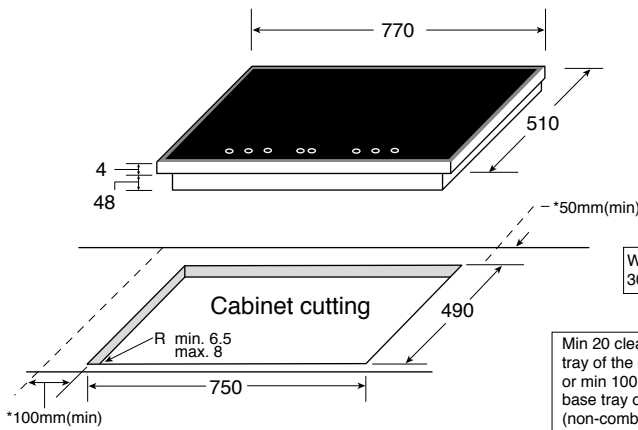

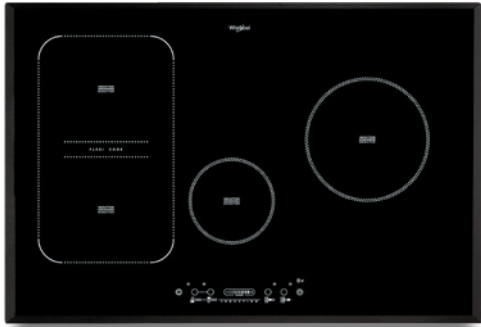
The nanotechnology glass treatment keeps the hob scratch resistant and easy to clean.

Product Information

ACM814/BA

HK\$13,190

4-ZONE INDUCTION HOB WITH FLEXISIDE



Unit: mm

Above diagram is not to scale

Product : 52H x 770W x 510Dmm
 Cut-out : 750W x 490Dmm
 Current : 40A

Key Features



FlexiSide

Take the space you need by combining two cooking zones into one.



Slider Control

Raise the heat or drop it to a simmer with a simple flick of the intuitive sliders.



SCHOTT Ceran® Glass

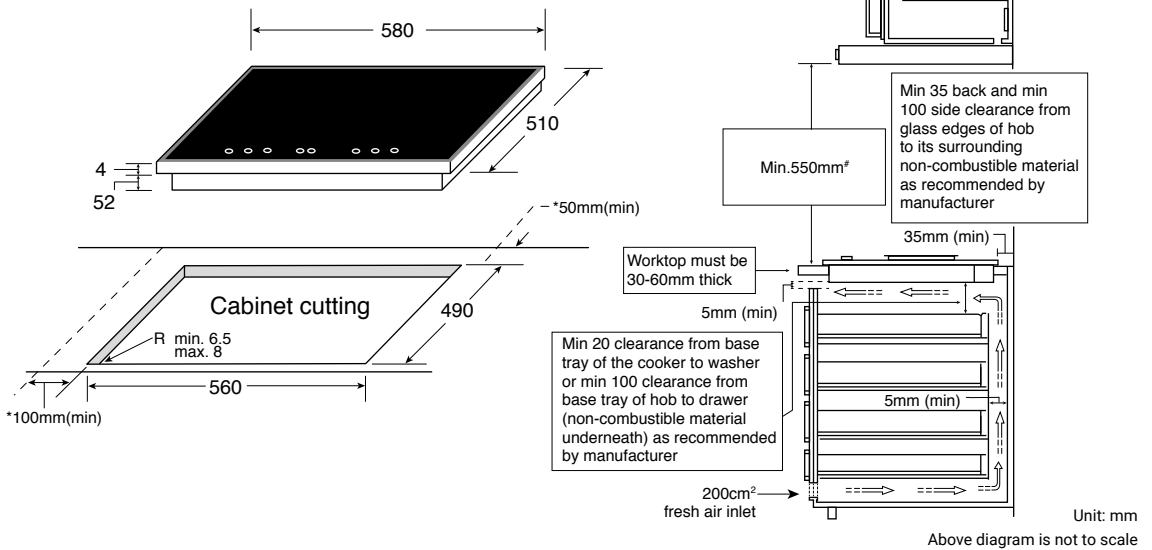

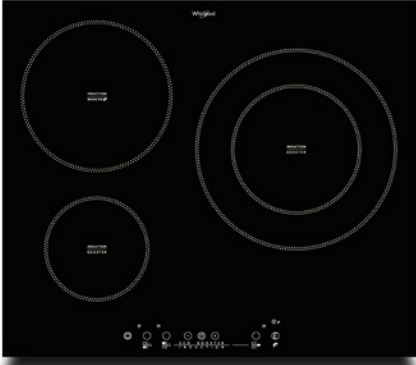
Extremely durable and easy-to-maintain glass-ceramic cooktop panel and the only one produced without the use of heavy metal arsenic and antimony.

Product Information

ACM865/BA

HK\$9,490

3-ZONE INDUCTION HOB



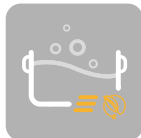
Product : 56H x 580W x 510Dmm
 Cut-out : 560W x 490Dmm
 Current : 32A

Key Features



SCHOTT Ceran® Glass

Extremely durable and easy-to-maintain glass-ceramic cooktop panel and the only one produced without the use of heavy metal arsenic and antimony.



Eco Booster

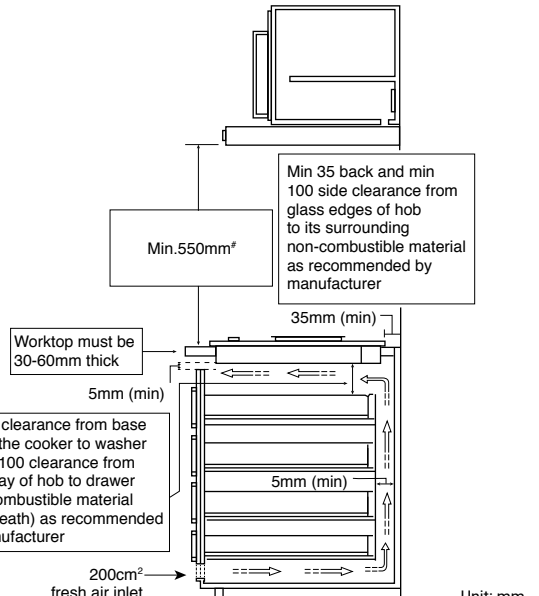
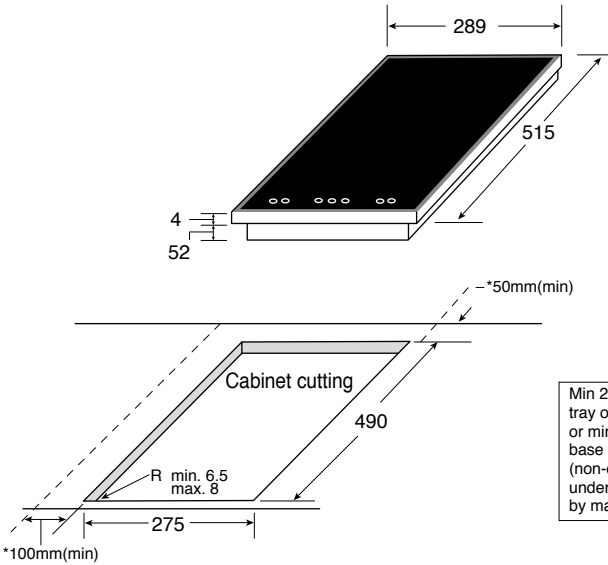


A special function that heats food with low energy consumption but guaranteed performance. The cooktop will use a burst of maximum heat to bring the pot to a boil before reducing to a simmer to reduce up to 10% energy consumption.

Product Information

ACM712/IX

HK\$7,190

2-ZONE DOMINO INDUCTION HOB



Unit: mm

Above diagram is not to scale

Product : 56H x 289W x 515Dmm
 Cut-out : 275W x 490Dmm
 Current : 15A

Key Features



SCHOTT Ceran® Glass

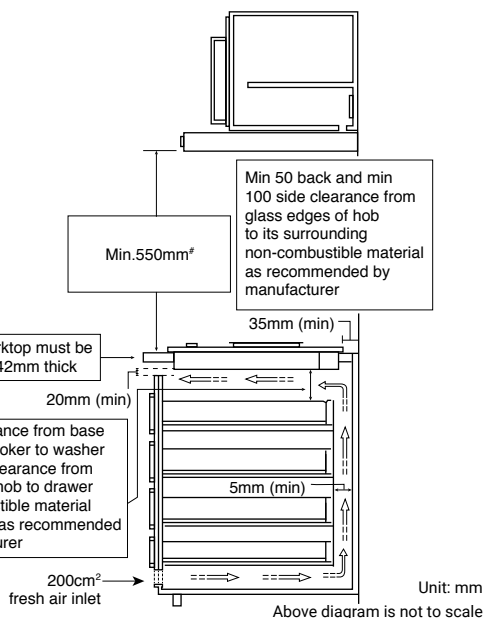
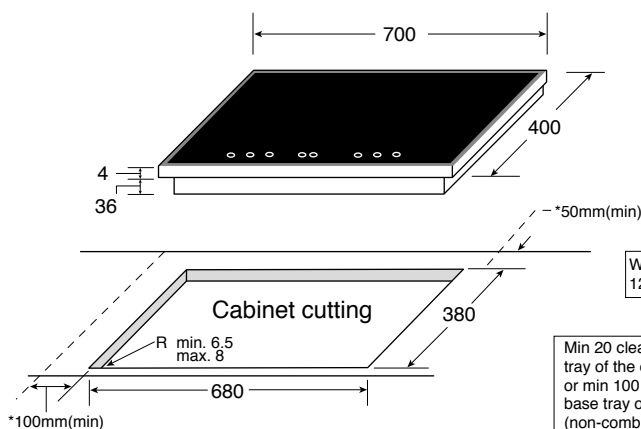
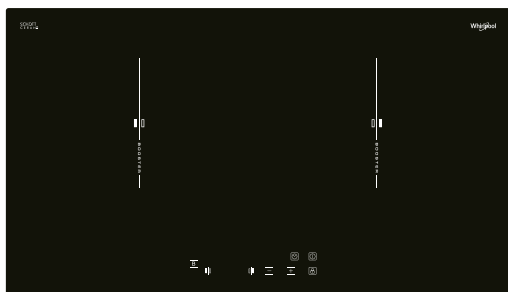
Extremely durable and easy-to-maintain glass-ceramic cooktop panel and the only one produced without the use of heavy metal arsenic and antimony.

Product Information

ACM320/BA

HK\$6,790

2-ZONE ASIAN TYPE INDUCTION HOB



Freestand Installation	: 55H x 700W x 400Dmm
Built-in Installation	: 40H x 700W x 400Dmm
Cut-out	: 680W x 380Dmm
Current	: 20A

Key Features



Built-in/ Freestand Convertible

Suitable for standalone installation and built-in installation to suit your kitchen design.



Left and Right Zone Booster

Perfect for high frame frying.



SCHOTT Ceran® Glass

Extremely durable and easy-to-maintain glass-ceramic cooktop panel and the only one produced without the use of heavy metal arsenic and antimony.



Ultra Thin Base Tray

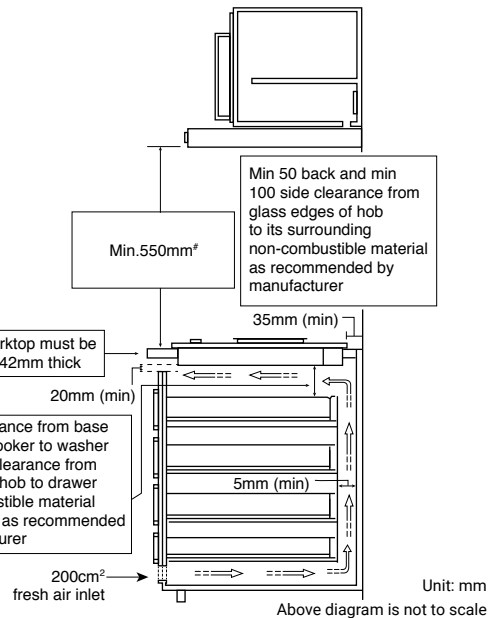
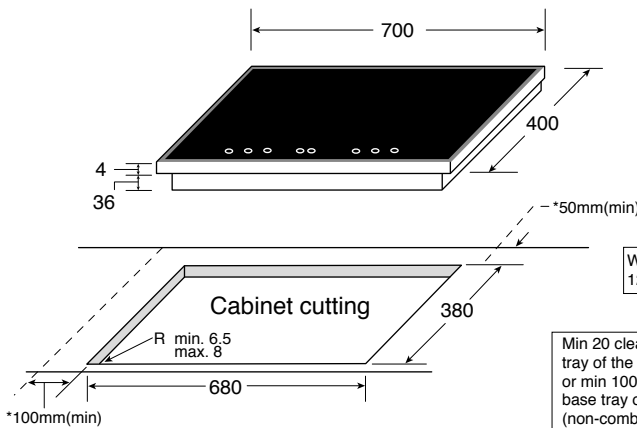

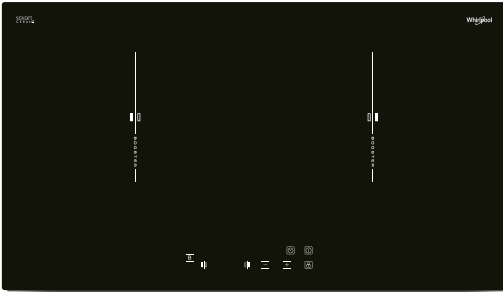
With the ultra thin 40mm base tray, it allows more space to install washer below in a small kitchen setting.

Product Information

ACM313/BA

HK\$4,990

2-ZONE ASIAN TYPE INDUCTION HOB



Freestand Installation	: 55H x 700W x 400Dmm
Built-in Installation	: 40H x 700W x 400Dmm
Cut-out	: 680W x 380Dmm
Current	: 13A

Key Features



Built-in/ Freestand Convertible

Suitable for standalone installation and built-in installation to suit your kitchen design.



Left and Right Zone Booster

Perfect for high frame frying.



SCHOTT Ceran® Glass

Extremely durable and easy-to-maintain glass-ceramic cooktop panel and the only one produced without the use of heavy metal arsenic and antimony.



Ultra Thin Base Tray

With the ultra thin 40mm base tray, it allows more space to install washer below in a small kitchen setting.


INDUCTION HOBS - SPECIFICATIONS SUMMARY



INDUCTION HOBS	SMP658CNEIXL	SMC653FBTIXL	ACM814/BA
AESTHETICS			
Type	Full Flexi Induction Hob	3-Zone Induction Hob	4-Zone Induction Hob
Color	Black	Black	Black
Ixelium cooktop treatment	•	•	-
No. of zones	8	3	4
Control panel design	Slider Touch Control	Slider Touch Control	Slider Touch Control
Glass surface	SCHOTT CERAN®	SCHOTT CERAN®	SCHOTT CERAN®
Flexi zones	Full Flexi	Left Rear/ Front	Left Rear/ Front
FUNCTIONS			
Power levels	18	18	9
6 th Sense	Smart Cook Sense Cook	Smart Cook	-
Cooking zone	8	3	4
Booster function	•	•	•
Auto cooking function	63	6	-
- Smart grill	•	-	-
- Smart fry	•	-	-
- Chef control	•	•	-
- Simmer	•	•	-
- Melting	•	•	-
- Moka	•	•	-
- Keep warm	•	•	-
- Slow cooking	-	•	-
Flexible cooking	•	•	•
Main on/off switch	•	•	•
Power on indicator	•	•	•
Residual heat indicator	Separate	Separate	•
Timer	•	•	•
Child lock	•	•	•
Pan detection function	•	•	•
Anti-spill sensor	•	•	•
Acoustic signal	•	•	•
Error code indicator	•	•	•
TECHNICAL SPECIFICATION			
Total power (max.) (W)	7,400	7,200	7,200
Power output (W) / Diameter (mm)			
- Front left	1,250 (#1,800)/128	1,800 (#2,400)/200	1,800 (#2,200) / 180H x 230W
- Rear left	1,250 (#1,800)/128	1,800 (#2,400)/200	1,800 (#2,200) / 180H x 230W
- Middle	-	-	1,200 (#1,800) / 145
- Front middle left	1,250 (1,800)/128	-	-
- Rear middle left	1,250 (1,800)/128	-	-
- Front middle right	1,250 (1,800)/128	-	-
- Rear middle right	1,250 (1,800)/128	-	-
- Right	-	2,400 (3,400)/280	2,200 (#3,200) / 210
- Front right	1,250 (1,800)/128	-	-
- Rear right	1,250 (1,800)/128	-	-
Socket/ Fuse spur unit	40A	40A	40A
Length of power cord	1,000	1,000	1,000
PRODUCT DIMENSIONS (MM)			
Height	57	57	52
Width	650	650	770
Depth	510	510	510
CUT OUT DIMENSIONS (MM)			
Width	560-562	560-562	750
Depth	480-492	480-492	490
COUNTRY OF ORIGIN			
	Italy	Italy	Italy

* Power with Booster


INDUCTION HOBS - SPECIFICATIONS SUMMARY



INDUCTION HOBS	ACM865/BA	ACM712/IX
AESTHETICS		
Type	3-Zone Induction Hob	Domino Induction Hob
Color	Black	Black
No. of zones	3	2
Control panel design	Touch	Touch
Glass surface	SCHOTT CERAN®	SCHOTT CERAN®
FUNCTIONS		
Power levels	9	9
Cooking zone	3	2
Booster function	•	•
Eco booster	•	-
Main on/off switch	•	•
Power on indicator	•	•
Residual heat indicator	•	•
Timer	•	•
Child lock	•	•
Pan detection function	•	•
Anti-spill sensor	•	•
Acoustic signal	•	•
Error code indicator	•	•
TECHNICAL SPECIFICATION		
Total Power (max.) (W)	7,000	3,000
Power output (W) / Diameter (mm)		
- Front	-	1,200 (#1,800) / 145
- Rear	-	2,200 (#3,000) / 210
- Front left	1,200 (#1,800) / 145	-
- Rear left	2,200 (#3,200) / 210	-
- Right	2,400 (#3,400) / 180/280	-
Socket/ Fuse spur unit	32A	15A
Length of power cord	1,000	1,000
ACCESSORIES		
Connecting rail	-	TR60
PRODUCT DIMENSIONS (MM)		
Height	56	56
Width	580	289
Depth	510	515
CUT OUT DIMENSIONS (MM)		
Width	560	275
Depth	490	490
COUNTRY OF ORIGIN		
	Italy	Italy

* Power with Booster

INDUCTION HOBS - SPECIFICATIONS SUMMARY



INDUCTION HOBS	ACM320/BA	ACM313/BA
AESTHETICS		
Type	2-Zone Induction Hob	2-Zone Induction Hob
Color	Black	Black
No. of zones	2	2
Control panel design	Touch	Touch
Glass surface	SCHOTT Ceran®	SCHOTT Ceran®
FUNCTIONS		
Power levels	9	9
Cooking zone	2	2
Booster function	•	•
Main on/off switch	•	•
Power on indicator	•	•
Residual heat indicator	•	•
Timer	•	•
Child lock	•	•
Overheat Protection	•	•
Pan detection function	•	•
Acoustic signal	•	•
Error code indicator	•	•
TECHNICAL SPECIFICATION		
Total power (max.) (W)	4,400	2,800
Power output (W) / Diameter (mm)		
- Left	2,000 (#2,200) / 140-200	1,500 (#2,200) / 140-200
- Right	2,000 (#2,200) / 140-200	1,500 (#2,200) / 140-200
Socket/ Fuse spur unit	20A	13A
Length of power cord	1,000	1,000
PRODUCT DIMENSIONS (MM)		
	* Free Stand Installation	
Height	40 (*55)	40 (*55)
Width	700	700
Depth	400	400
CUT OUT DIMENSIONS (MM)		
Width	680	680
Depth	380	380
COUNTRY OF ORIGIN		
	Asia	Asia

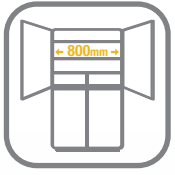
* Power with Booster

REFRIGERATORS

The essence of freshness

The new refrigerator range by Whirlpool represents the essence of freshness. Their cooling performance has been increased for an excellent food preservation, whilst their smart space management allows consumers to reach and store food more easily. A true cooling revolution.





80cm Ultra Spacious Width

The ultimate solution on storage

W Collection 4-door Refrigerator is inspired to deliver what our consumers want for advanced refrigeration technology. This new large capacity refrigerator is uniquely designed with a slim fit yet with an ultra spacious interior width of 80cm, enhanced space management and premium performance.



6TH Sense FreshLock & FreezeLock

Automatically detect temperature variations in order to restore the optimal environment to preserve fresh food for longer and to minimize temperature fluctuations in the fridge and freezer.

Enhanced Space Management

- Adjustable tall and wide door bin
- 2 huge vegetables compartments
- Movable ice tray with carrying handle
- FlexiSlide tray for regular items

FlexiFreeze Compartment

Adapts to your needs, allowing you to select from 4 temperature levels for what you are storing.



6TH SENSE Fresh Control

The extra power for perfect food preservation

Stretch your food budget with longer-lasting meat and veggies, thanks to Whirlpool's 6th Sense Fresh Control technology! Throw out less food and keep food fresher and longer with refrigerators that re-chill five times faster after the door is open, and maintain high humidity conditions to keep vegetables crisp and tasty. You can add days to the life of cheese, leafy greens and vegetables, or even weeks for some fruits!

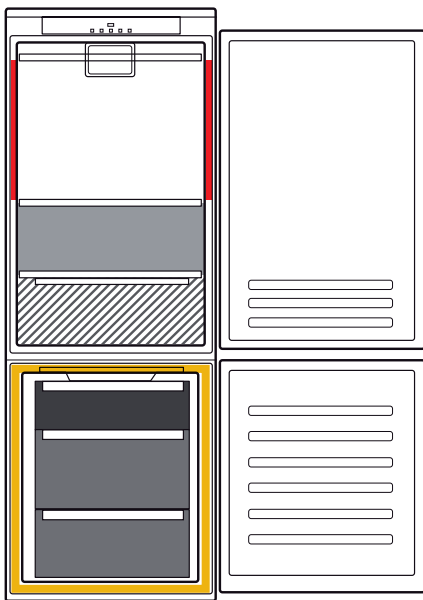




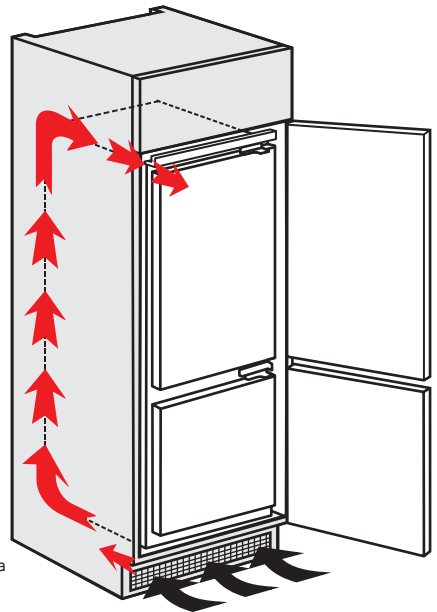
Anti-condensation Technology

The perfect chilling for all weather

The temperature difference between the refrigerator interior and the external environment with high humidity may give rise to condensation, especially for the places that have high relative humidity like Hong Kong. In view of this, Whirlpool understands that the management of condensation in a refrigerator is important and counteracts it with the “Anti-condensation Technology”.



■ Enhanced insulation area
■ Heat exchange coil



Enhanced Insulation and thermal control

Enhanced insulation capabilities are built to endure the high ambient temperature and high relative humidity. Additionally, a heat exchange coil is installed along the freezer compartment in order to raise the temperature, aiming to minimize the temperature difference between the surface of appliance and exterior environment.

Rigorous Heat Exchange

Some of the heat is extracted from the interior to designated areas, helping to minimize the temperature difference, and thus, formation of condensed water is reduced.



LED Lighting

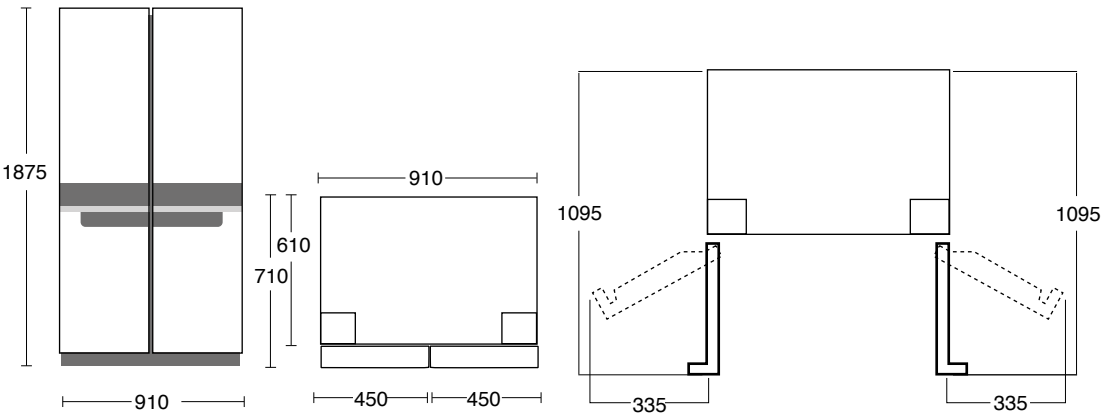
The internal LED lighting becomes an attractive and highly functional element for the fridge. Advanced LED lighting technology ensures impeccable visibility inside the fridge by diffusing the light evenly inside the compartment, thus eliminating all common dark areas.

Product Information

5WQ24NIJAS

HK\$16,800

W COLLECTION 4-DOOR REFRIGERATOR



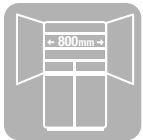
Unit: mm

Above diagram is not to scale

Net Capacity : 591L


Product : 1875H x 910W x 710D*mm

Key Features



800mm Ultra Spacious Width

Adds flexibility in storing different types of food.



Flexi Freezer

4 adjustable temperature settings for different storage conditions.



6th Sense FreshLock & FreezeLock

Adjust temperature automatically through sensors for optimal storage environment.



Movable Ice Tray

Comes with a handle to move around easily.



FlexiSlide Tray

Gives you the convenience to store handy items.

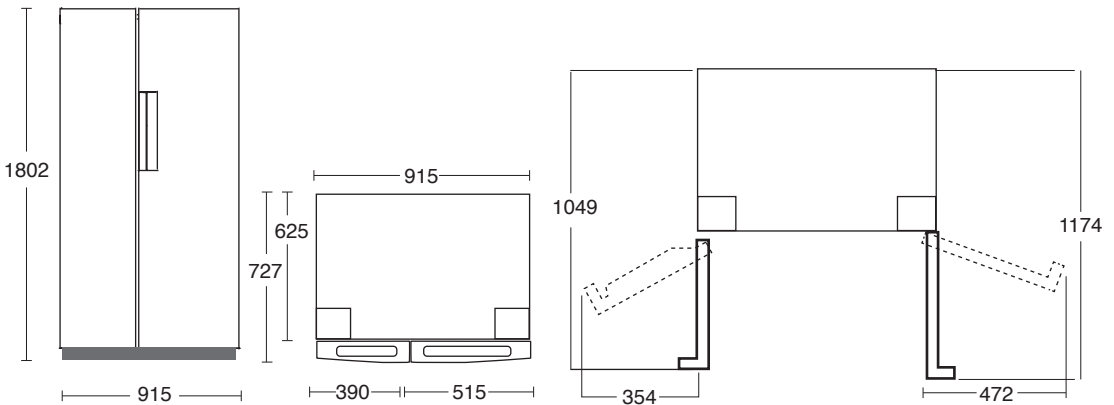
* Door included

Product Information

WSX6220HTI

HK\$15,800

SIDE-BY-SIDE REFRIGERATOR



Unit: mm

Above diagram is not to scale

* The ventilation system is installed at the back, please keep around 10cm of space from the back for ventilation.

Net Capacity : 570L

Product : 1802H x 915W x 727D*mm

Key Features

* Door included



Cloud Fresh Nano Platinum Deodorizing System

Built-in activated carbon to capture and decompose unpleasant odours.



6th Sense Fresh Control

Adjusts temperature and humidity level for keeping food fresh for as double as long.



LED Photosynthesis Light

Simulating sunlight to emit light waves with different wave bands, it prolongs the photosynthesis process of fruits and vegetables, keeping them fresh, delicious and juicy.



Humidity Control Vegetable Compartment

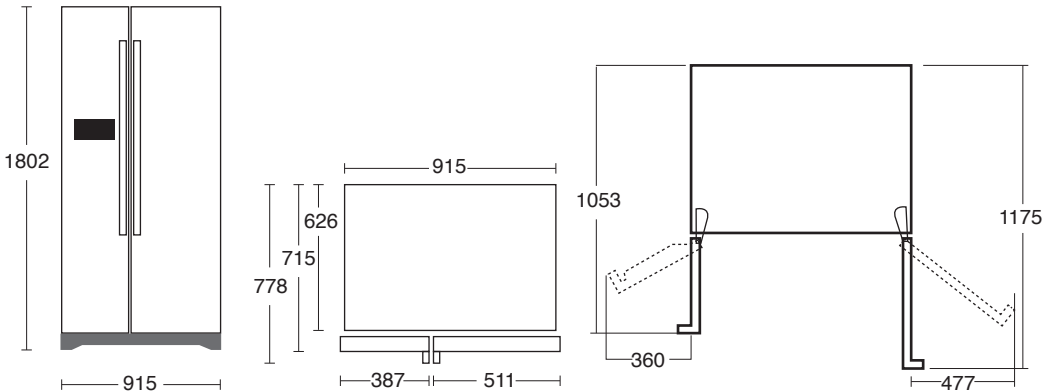
Allows easy humidity control by simply adjusting the slider on the plate.

Product Information

WSX621MS

HK\$14,800

SIDE-BY-SIDE REFRIGERATOR



Unit: mm

Above diagram is not to scale

* The ventilation system is installed at the back, please keep around 10cm of space from the back for ventilation.

Net Capacity : 570L

Product : 1802H x 915W x 778D*mm

Key Features

* Door and handle included



Cloud Fresh Nano Platinum Deodorizing System

Built-in activated carbon to capture and decompose unpleasant odours.



6th Sense Fresh Control

Adjusts temperature and humidity level for keeping food fresh for as double as long.



LED Photosynthesis Light

Simulating sunlight to emit light waves with different wave bands, it prolongs the photosynthesis process of fruits and vegetables, keeping them fresh, delicious and juicy.



Humidity Control Vegetable Compartment

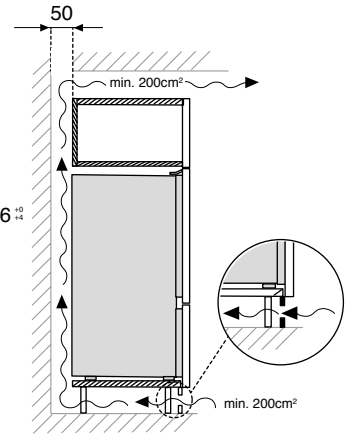
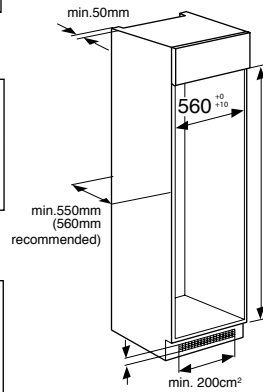
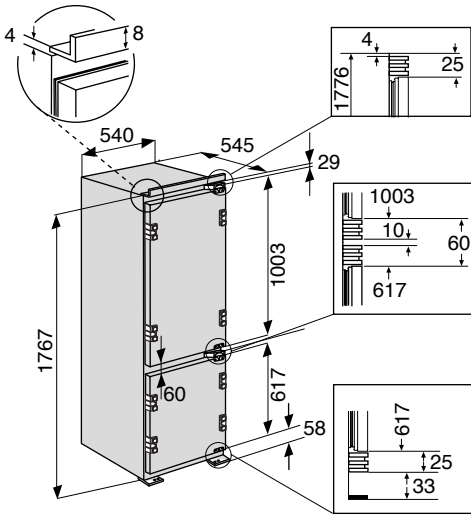
Allows easy humidity control by simply adjusting the slider on the plate.

Product Information

ART 890A++NF HK

HK\$16,990

BUILT-IN 2-DOOR BOTTOM MOUNT REFRIGERATOR



Unit: mm
Above diagram is not to scale

Net Capacity : 263L
Product : 1,767H x 540W x 545Dmm
Cut-out : 1,776H x 560W x 550Dmm

Key Features



6th Sense Fresh Control

Adjusts temperature and humidity level for keeping food fresh for as double as long.




Anti-condensation Technology

Improved ventilation system to prevent building up of moisture.



No Frost

This avoids the chore of having to defrost the freezer every time.



LED lighting

Interior fitted with LED lighting for perfect viewing of food.

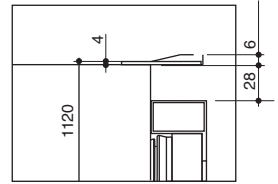
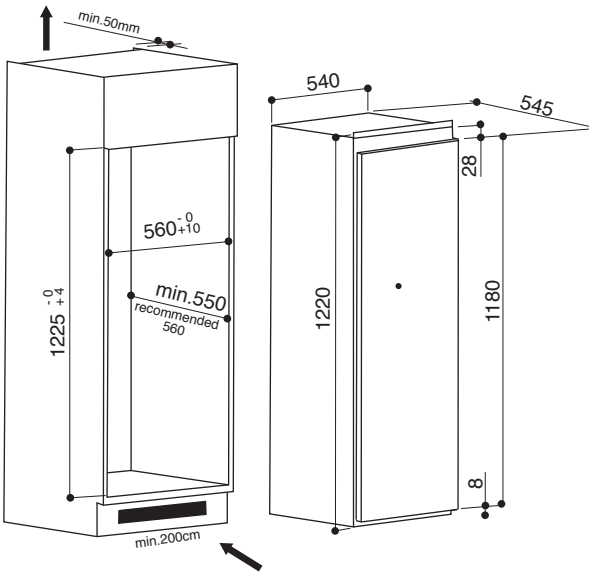
* Additional charge HK\$100 is required.

Product Information

ARG 8627 A+++ HK

HK\$10,800

BUILT-IN SINGLE DOOR REFRIGERATOR



Unit: mm
Above diagram is not to scale

Net Capacity : 191L
Product : 1,220H x 540W x 545Dmm
Cut-out : 1,225H x 560W x 550Dmm

Key Features



Fast Cooling / Freezing

To quickly cool the fridge compartment or quickly turn a large quantity of food to be frozen in the freezer compartment.



LED lighting

Interior fitted with LED lighting for perfect viewing of food.



LED Touch Panel

The touch interface ensures easy and intuitive user interaction.



Interchangeable door hinge*

A flexible door configuration to suit your kitchen format.

* Additional charge HK\$100 is required.

REFRIGERATORS - SPECIFICATIONS SUMMARY



REFRIGERATOR	5WQ24NIJAS	WSX6220HTI	WSX621MS
AESTHETICS			
Type	4-Door Side-by-Side	Side-by-Side	Side-by-Side
Color	Stainless Steel	Titanium Inox	Mono Satina
No. of doors	4	2	2
Handle	Recessed	Recessed	External
Control panel	LED	LED	LED
Interior lighting	Gradual LED	LED	LED
Electronic temperature setting	•	•	•
FUNCTIONS			
6 th Sense temperature control	•	•	•
Zen inverter technology	•	•	•
HFO foaming technology	•	-	-
Defrost system - fridge	No frost	No frost	No frost
Defrost system - freezer	No frost	No frost	No frost
Air flow system	Multi Air Flow	Multi Air Flow	Multi Air Flow
Vacation mode	•	•	•
CFC free refrigerant	•	•	•
LED photosynthesis light	-	•	•
Acoustic door alarm	•	•	•
Safety lock	•	•	•
Deodorizing system	Built-in	Cloud Fresh Nano Platinum	Cloud Fresh Nano Platinum
Fast cooling	•	•	•
Fast freezing	•	•	•
Fridge Compartment			
- Vegetable compartment	•	Humidity Control	Humidity Control
- No. of glass shelves	2	4	4
- No. of drawers	2	2	2
- Adjustable shelves	•	•	•
- No. of door bins	6	5	5
- Adjustable door bins	•	•	•
- Wine rack	-	•	•
- Egg tray	•	•	•
Freezer Compartment			
- Flexi freezer	-7°C / -12°C / -18°C / -20°C	-	-
- FlexiSlide tray	•	-	-
- Ice maker	•	•	•
ENERGY EFFICIENCY			
Hong Kong energy grade	1	1	-
Europe class	-	A+	A+
TECHNICAL SPECIFICATIONS			
Total net capacity (L)	591	570	570
- Fridge capacity (L)	384	371	371
- Freezer capacity (L)	103.5	199	199
- Flexi freezer capacity (L)	103.5	-	-
Noise level (dBA)	≤42	≤44	≤44
Energy consumption (kwh/yr)	417	396	467
Freezing capacity (kg/ 24hrs)	10	12	12
Cooling performance rating	4 Stars	4 Stars	4 Stars
Temperature climate class	ST	ST	ST
No. of independent cooling systems	1	1	1
Temp. setting range (Fridge)	+2°C ~ +8°C	+2°C ~ +8°C	+2°C ~ +8°C
Temp. setting range (Freezer)	-22°C ~ -15°C	-22°C ~ -16°C	-22°C ~ -16°C
Socket/ Fuse spur unit	13A	13A	13A
Length of power cord (mm)	1,900	1,800	1,800
PRODUCT DIMENSIONS (MM)			
Height	1,875	1,802	1,802
Width	910	915	915
Depth	610 (#710)	625 (#727)	626 (#715) (*778)
COUNTRY OF ORIGIN			
	Asia	Asia	Asia

* Door included.

* Door and handle included.

REFRIGERATORS - SPECIFICATIONS SUMMARY



REFRIGERATOR	ART 890A++NF HK	ARG 8627 A+++ HK
AESTHETICS		
Type	Built-in bottom mount	Built-in top mount
Color	White	White
No. of doors	2	1
Control Panel	LED	LED
Interior Lighting	LED	LED
Electronic temperature setting	•	•
Interchangeable door hinge*	•	•
FUNCTIONS		
6 th Sense temperature control	•	-
Anti-condensation technology	•	-
Eco-night function	•	-
Defrost system - fridge	Automatic defrost	Automatic defrost
Defrost system - freezer	No frost	Manual defrost
Air Flow system	Multi Air Flow	-
Vacation mode	-	•
CFC free refrigerant	•	-
Temp. and malfunction reminder alarm	•	-
Acoustic door alarm	•	•
Safety lock	-	•
Fast cooling	-	•
Fast freezing	•	•
Fridge Compartment		
- Dairy compartment	•	•
- Vegetable compartment	•	•
- Egg tray	-	•
- No. of glass shelves	4	3
- No. of drawers	1	1
- Adjustable shelves	•	•
- No. of door bins	4	4
Freezer Compartment		
- No. of drawers	3	-
- Ice tray	-	1
ENERGY EFFICIENCY		
Hong Kong energy grade	1	1
Europe class	A++	A+++
TECHNICAL SPECIFICATIONS		
Total net capacity (L)	263	191
- Fridge capacity (L)	200	173
- Freezer capacity (L)	63	18
Noise level (dBA)	38	36
Energy consumption (kwh/yr)	216	118
Freezing capacity (kg/ 24hrs)	9	2
Rising time (hrs)	15	12
Cooling performance rating	4 Stars	4 Stars
Temperature climate class	T	SN-T
No. of independent cooling systems	2	1
Temp. setting range (Fridge)	+2°C ~ +8°C	+2°C ~ +7°C
Temp. setting range (Freezer)	-24°C ~ -16°C	-24°C ~ -18°C
Socket/ Fuse spur unit	13A	13A
Length of power cord (mm)	1,900	2,340
PRODUCT DIMENSIONS (MM)		
Height	1,767	1,220
Width	540	540
Depth	545	545
CUT OUT DIMENSIONS (MM)		
Height	1,776	1,225
Width	560	560
Depth	550	550
COUNTRY OF ORIGIN		
	Italy	Italy

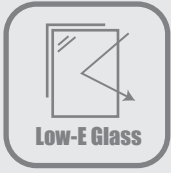
* Additional charge HK\$100 is required.

WINE COOLER

ALWAYS PERFECTLY CHILLED

Indulge your passion for fine wines with Whirlpool's sleek and stylish wine coolers. Available in an array of capacities and sizes, and a unique flush door design, you're sure to find a model that perfectly complements your kitchen.





Low ϵ Glass

Bring Wines to Life with Ideal Storage Conditions

Wine bottles are colored to protect their contents against the damaging effects of light and UV rays. Now you can enjoy an extra layer of security. Low thermal emissivity glass is a type of highly energy-efficient glass largely used in modern architecture. It has a special coating designed to block the heat generated from infrared and ultraviolet sunlight, providing protection against 75% UV. Thus the risk of condensation on the glass is reduced.



Compressor Cooling

Whirlpool's powerful compressor cooling system not only ensures the long-term storage of your wines at optimum temperatures, it extends the life of your wine coolers.



Vibration Protection

The normal vibrations of a household refrigerator may agitate wine, disturbing the sediment and speeding up the aging process. Whirlpool's wine coolers include special anti-vibration features to protect your wines and let them rest.



Flush Door Design

Perfectly complements your kitchen

Whirlpool range of flush-fitting wine coolers is sleek, stylish and space saving. They integrate easily into surrounding cabinets, proving a true built-in solution.



LED Lighting

Offers safe and elegant illumination of your wine collection without damaging the flavour of the wine through UV rays or heat.



Adjustable Capacity

Wine coolers are available in sizes to fit your available space, ranging from compact 23-bottle models to expansive 154-bottle models

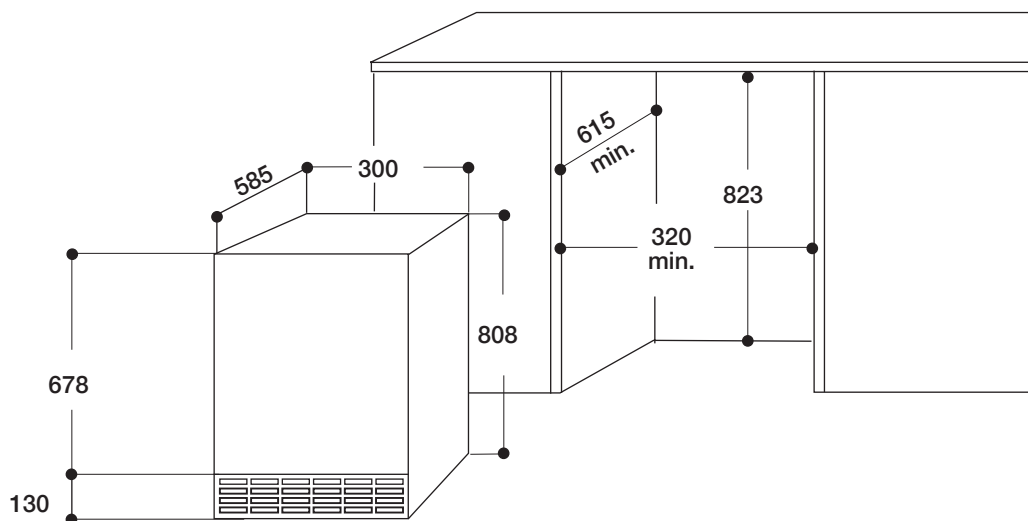


Product Information

ARC1300

HK\$5,890

23 BOTTLES WINE COOLER



Unit: mm
Above diagram is not to scale

Product	: 808H x 300W x 585Dmm
Cut-Out	: 823H x 320W x 615Dmm
Current	: 13A

Key Features



Compressor Cooling

Not only ensure long-term storage of wines at optimum temperatures, also extend the life of your wine cooler.



Low-E Glass

Low thermal emissivity glass has a special coating designed to block the heat and against 75% UV.



Flush Door Design

Flush-fitting wine coolers is sleek, stylish and space saving.



Interchangeable door hinge*

A flexible door configuration to suit your needs.

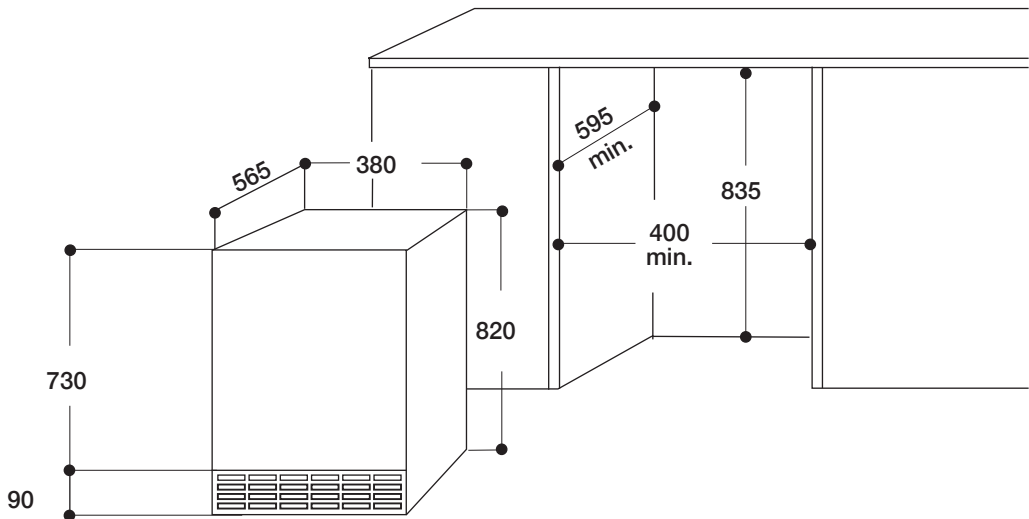
* Additional charge HK\$100 is required.

Product Information

ARC1400

HK\$6,990

35 BOTTLES WINE COOLER



Unit: mm
Above diagram is not to scale

Product	: 820H x 380W x 565Dmm
Cut-Out	: 835H x 400W x 595Dmm
Current	: 13A

Key Features



Compressor Cooling

Not only ensure long-term storage of wines at optimum temperatures, also extend the life of your wine cooler.



Low-E Glass

Low thermal emissivity glass has a special coating designed to block the heat and against 75% UV.



Flush Door Design

Flush-fitting wine coolers is sleek, stylish and space saving.



Interchangeable door hinge*

A flexible door configuration to suit your needs.

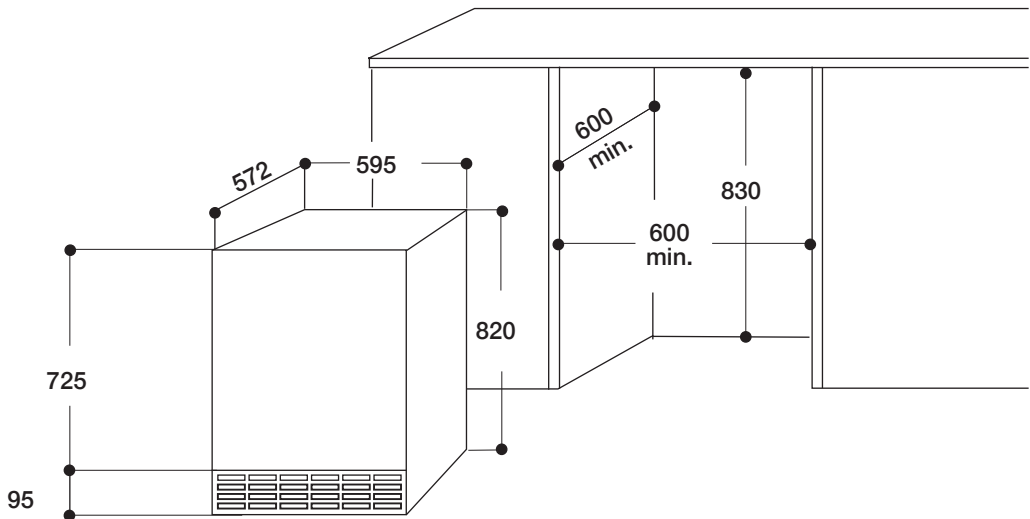
* Additional charge HK\$100 is required.

Product Information

ARC1500

HK\$7,390

48 BOTTLES WINE COOLER



Unit: mm
Above diagram is not to scale

Product	: 820H x 595W x 612D*mm
Cut-Out	: 830H x 600W x 600Dmm
Current	: 13A

Key Features

*door handle included.



Compressor Cooling

Not only ensure long-term storage of wines at optimum temperatures, also extend the life of your wine cooler.



Low-E Glass

Low thermal emissivity glass has a special coating designed to block the heat and against 75% UV.



Interchangeable door hinge*

A flexible door configuration to suit your needs.

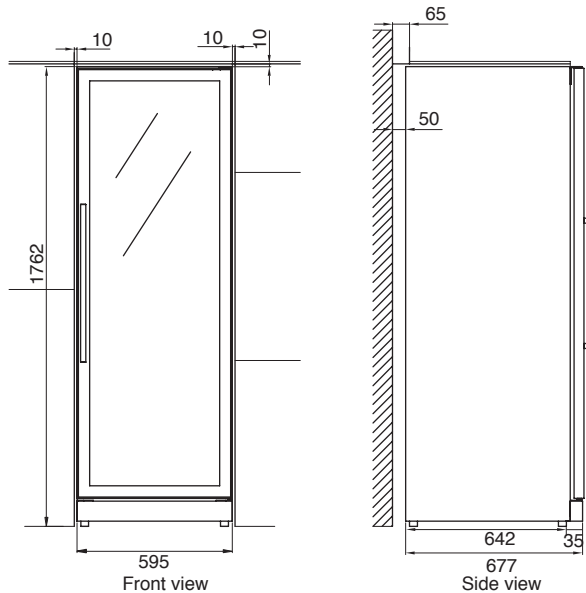
* Additional charge HK\$100 is required.

Product Information

ARC1800

HK\$17,900

154 BOTTLES WINE COOLER



Unit: mm
Above diagram is not to scale

Product	: 1,762H x 595W x 728D*mm
Cut-Out	: 1,772H x 615W x 727Dmm
Current	: 13A

Key Features

*door handle included.



Compressor Cooling

Not only ensure long-term storage of wines at optimum temperatures, also extend the life of your wine cooler.



Low-E Glass

Low thermal emissivity glass has a special coating designed to block the heat and against 75% UV.



Dual Temperature Zone

Offer choice of single or dual temperature to store different types of wine.



Interchangeable door hinge*

A flexible door configuration to suit your needs.

* Additional charge HK\$100 is required.

Product Information

ARC2100

HK\$5,990

40 FREESTANDING BOTTLES WINE COOLER



Unit: mm

Above diagram is not to scale

At least 127mm distance should be kept between the appliance back and the wall, between both sides of the appliances and with the top of closet.

Product : 840H x 493W x 635D*mm
Current : 13A

Key Features



Compressor Cooling

Not only ensure long-term storage of wines at optimum temperatures, also extend the life of your wine cooler.



Low-E Glass

Low thermal emissivity glass has a special coating designed to block the heat and against 75% UV.



Interchangeable door hinge*

A flexible door configuration to suit your needs.

*door handle included.

* Additional charge HK\$100 is required.

WINE COOLERS - SPECIFICATIONS SUMMARY



WINE COOLER	ARC2100	ARC1800	ARC1500
AESTHETICS			
Bottle capacity*	40	154	48
Total net capacity (L)	123	416	146
Type	Freestanding	Built-in / Freestanding	Built-in / Freestanding
Cabinet color	Black	Black	Black
Door material	Stainless steel	Full black glass	Stainless steel
Control panel	Black Button	Black Button	Touch
Electronic temperature control	•	•	•
Low thermal emissivity glass	•	•	•
Door design	Tubular handle	Black tubular handle	Flush door
Interior lighting	LED	LED	LED
Interchangeable door hinge*	•	•	•
FUNCTIONS			
Compressor cooling	•	•	•
Anti-vibration	•	•	•
Shelves	Wooden	Wooden	Wooden
No. of shelves	5 Full shelf + 2 Half shelf	13 Full shelf + 1 Half shelf	4
Frost free	•	•	•
Temperature zones	1	2	1
TECHNICAL SPECIFICATION			
Net weight (kg)	38	106	44
Temp. setting range	5°C ~ 18°C	5°C ~ 18°C (Upper) 5°C ~ 18°C (Lower)	5°C ~ 18°C
Humidity (RH)	> 65%	> 65%	> 65%
Energy consumption (kwh/yr)	152	337	186
Socket/ Fuse spur unit	13A	13A	13A
Length of power cord (mm)	1,700	1,700	1,700
PRODUCT DIMENSIONS (MM)			
Height	840	1,762	820
Width	493	595	595
Depth	590 (#635)	677 (#728)	572 (#612)
CUT OUT DIMENSIONS (MM)			
Height	-	1,772	830
Width	-	615	600
Depth	-	727	600
COUNTRY OF ORIGIN			
	Asia	Asia	Asia

* Depth (Door handle included)

* Additional charge HK\$100 is required.

* Capacity is based on Bordeaux type bottles 0.75 litre and subject to the number of shelves and display pattern. With the humidity box, the capacity may be changed.

WINE COOLERS - SPECIFICATIONS SUMMARY



WINE COOLER	ARC1400	ARC1300
AESTHETICS		
Bottle capacity*	27	18
Total net capacity (L)	83	60
Max. bottle capacity	35	23
Type	Built-in / Freestanding	Built-in / Freestanding
Cabinet color	Black	Black
Door material	Stainless steel	Stainless steel
Control panel	Touch	Touch
Electronic temperature control	•	•
Low thermal emissivity glass	•	•
Door design	Flush Door	Flush Door
Seamless door	•	•
Interior lighting	LED	LED
Interchangeable door hinge*	•	•
FUNCTIONS		
Compressor cooling	•	•
Anti-vibration	•	•
Shelves	Wooden	Wooden
No. of Shelves	5	6
Frost free	•	•
Temperature zones	1	1
TECHNICAL SPECIFICATION		
Net Weight (kg)	34	28
Temp. setting range	5°C ~ 18°C	5°C ~ 18°C
Humidity (RH)	> 65%	> 65%
Energy consumption (kwh/yr)	185	184
Socket/ Fuse spur unit	13A	13A
Length of power cord (mm)	1,700	1,700
PRODUCT DIMENSIONS (MM)		
Height	820	808
Width	380	300
Depth	565	585
CUT OUT DIMENSIONS (MM)		
Height	835	823
Width	400	320
Depth	595	615
COUNTRY OF ORIGIN		
	Asia	Asia

* Additional charge HK\$100 is required.

* Capacity is based on Bordeaux type bottles 0.75 litre and subject to the number of shelves and display pattern. With the humidity box, the capacity may be changed.

DISHWASHERS

A CLEANER IDEA OF DISHWASHING

Bright ideas for brighter dishes. This is what makes our dishwashers range unique and inimitable. We provide consumers with smart, esources-efficient products with a sleek and ergonomic design, ensuring outstanding performances wash after wash. Water wastes and energy are drastically reduced while dishes are always perfectly clean.





6th Sense

The Ultimate Cleaning & Drying Solution

The 6th Sense technology detects and monitors the level of soil thanks to the smart sensors and adapts the cycle parameters and programme settings accordingly. Consumers will always get perfectly clean dishes with no effort and with up to 30% savings on water, energy and time.



UP TO 14 PLACE SETTINGS FOR EXTRA SPACE

The Whirlpool dishwashers feature cutting edge design and high-quality components. This ensures greater strength and ergonomics and also offers a great flexible internal space thanks to the modular rack and the lift-up system. Whirlpool dishwashers can accommodate up to 14 place settings thanks to the modular rack that ensures great flexibility with every loading combination.



PowerClean[®] Technology

Always perfect cleaning, even for plastic items

The patented PowerClean[®] technology eliminates the need to soak and scrub pots and pans. Burnt on food deposits are completely washed away, thanks to high pressure jets placed on the rear side of the tub. In the 6th Sense PowerClean[®] program, the sensor will detect the level of soil and will accordingly adjust the PowerClean[®] water jet pressure.



A+++/A/A Performance

Selected dishwashers have been rated Class A+++/A/A for energy efficiency, washing performance and drying performance. Some only use as little as 9.5 litres of water for a cleaning cycle, compared to 46 litres for hand wash. This, of course, translates into reduced resource consumption and more environmentally friendly kitchen processes.

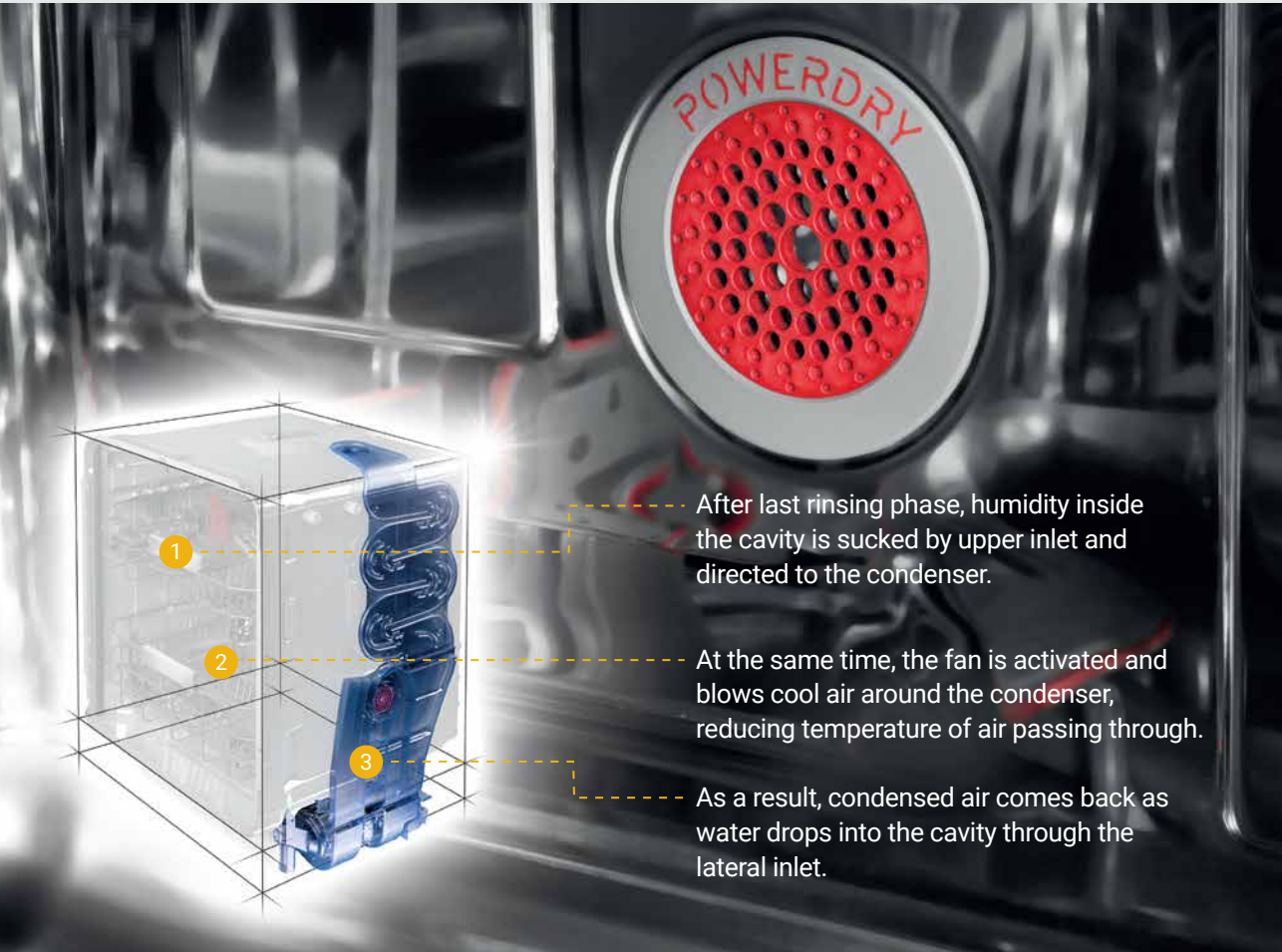




PowerDry[®] Technology

Always perfect drying, even for plastic items

PowerDry[®] is a unique technology that delivers outstanding drying results, thanks to a closed system that removes humidity from the cavity through a condensation process.



1 After last rinsing phase, humidity inside the cavity is sucked by upper inlet and directed to the condenser.

2 At the same time, the fan is activated and blows cool air around the condenser, reducing temperature of air passing through.

3 As a result, condensed air comes back as water drops into the cavity through the lateral inlet.



1 Hour Wash & Dry Program

No need to towel-dry all the clean glasses thanks to the new PowerDry[®] technology, which, in only one hour[#], allows our consumers to transfer their tableware straight from the dishwasher to the table. No steam rings or watermarks on plastic items and everything will be perfectly dry.

[#] Result based on tests comparing the performance of the 1 hour programme of the A+++ class comparable models available on the market from January 2016.

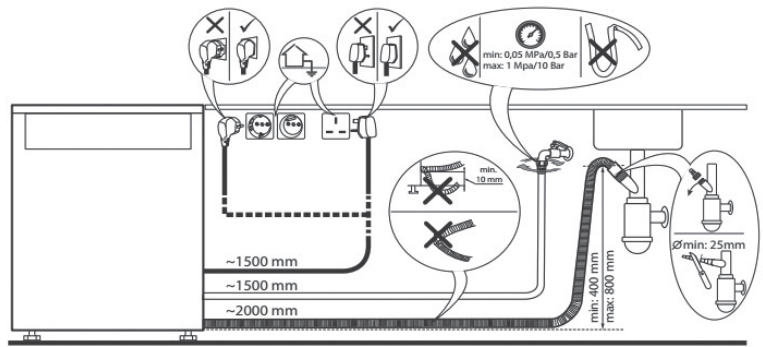
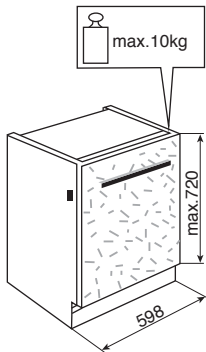
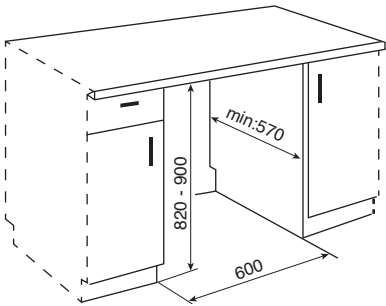


Product Information

WIO 3033 DEL UK

HK\$12,990

60CM FULLY INTEGRATED DISHWASHER WITH POWERCLEAN & POWERDRY



Socket on the side of appliance
Unit: mm
Above diagram is not to scale

Product	: 820H x 598W x 570Dmm
Cut-Out	: 820-900H x 600W x 570Dmm
Current	: 13A

Key Features



6th Sense Technology

Automatically adjust time, water, temperature and energy consumption to the load based on the measurement of the sensors.



1 Hour Wash & Dry

Dishes can be cleaned and dried in just one hour, saving both time and energy.



PowerClean®

The 6th Sense smart sensors detect the level of soil and adapts the cycle parameters so dishes are always perfectly cleaned. The powerful rear jet sprays remove the toughest soil from pots and pans of any size with no need for prewashing, soaking or hand scrubbing.



PowerDry®

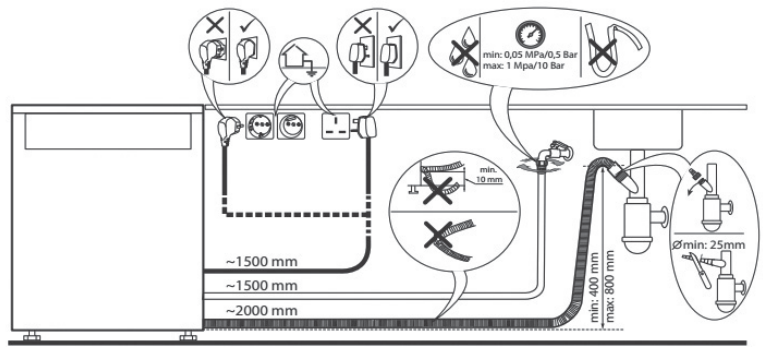
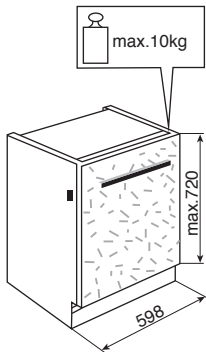
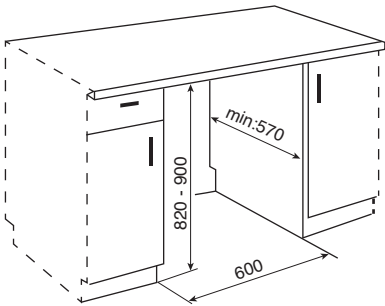
An exclusive solution that offers impeccable drying results. Through a condensation process, it extracts steam and transforms it into water that is drained away so that the dishwasher cavity is free from humidity when the door is opened.

Product Information

WIC 3B19 UK

HK\$9,990

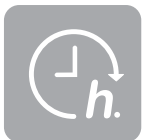
60CM FULLY INTEGRATED DISHWASHER



Socket on the side of appliance
Unit: mm
Above diagram is not to scale

Product	: 820H x 598W x 570Dmm
Cut-Out	: 820-900H x 600W x 570Dmm
Current	: 13A

Key Features



Start Delay

Tailor the program starting time in 1-12 hours, saving energy and water consumptions.



Energy Class: A+

Rated A+ for energy efficiency; and A for washing and drying performances. Helps in saving energy and water consumptions.



3 Water Leakage Protection System

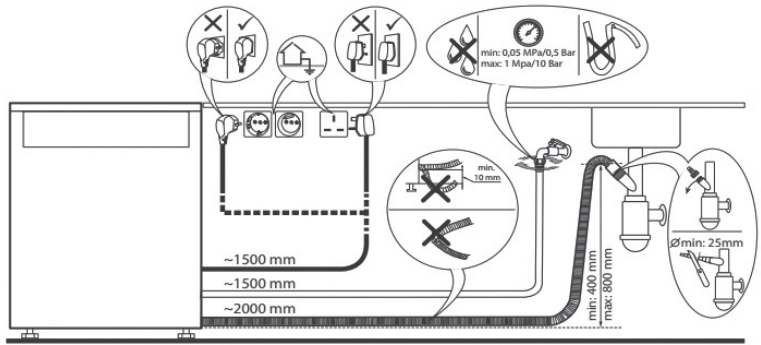
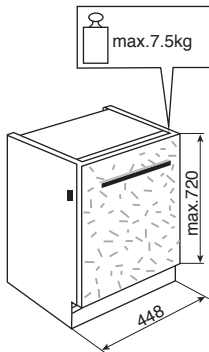
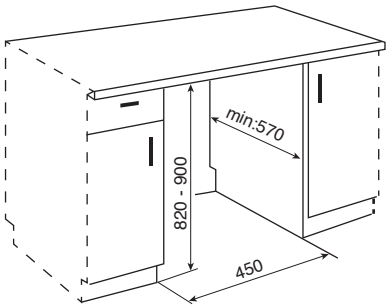
Equip with protection system to avoid water leakage and flooding.

Product Information

ADG 522 X

HK\$7,990

6TH SENSE 45CM FULLY INTEGRATED DISHWASHER



Socket on the side of appliance

Unit: mm

Above diagram is not to scale

Product : 820H x 448W x 570Dmm
 Cut-Out : 820-900H x 450W x 570Dmm
 Current : 13A

Key Features



6th Sense Technology

Automatically adjust time, water, temperature and energy consumption to the load based on the measurement of the sensors.



Energy Class: A++

Rated A++ for energy efficiency; and A for washing and drying performances. Helps in saving energy and water consumptions.



Half Load Option

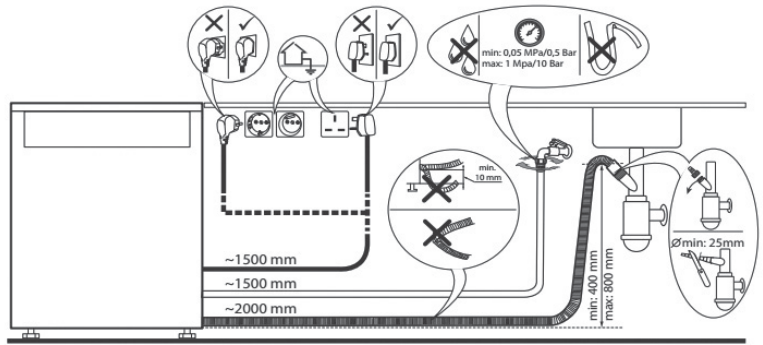
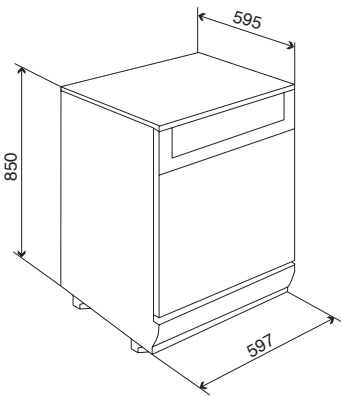
Optimizing water and energy consumptions when it is only necessary to wash a small load of dishes.

Product Information

WFC 3C26 F X UK

HK\$9,990

60CM FREESTANDING DISHWASHER WITH BUILT UNDER OPTION



Socket on the side of appliance
Unit: mm
Above diagram is not to scale

Product : 850(820[^])H x 597W x 595Dmm
Cut-Out : 825-900H x 600W x 595Dmm
Current : 13A

Key Features

[^]Height After Top Panel Replacement



Built-Under Design

Applicable for placing under the counter in small kitchens.



6th Sense Technology

Automatically adjust time, water, temperature and energy consumption to the load based on the measurement of the sensors.



3 Water Leakage Protection System

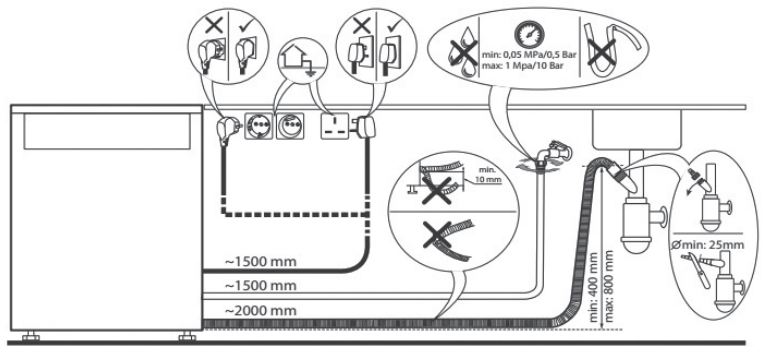
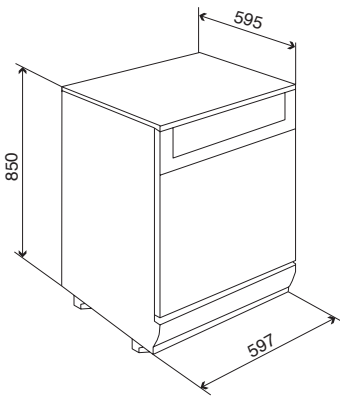
Equip with protection system to avoid water leakage and flooding.

Product Information

WFC 3C26 F UK

HK\$9,990

60CM FREESTANDING DISHWASHER WITH BUILT UNDER OPTION



Socket on the side of appliance
Unit: mm
Above diagram is not to scale

Product : 850(820[^])H x 597W x 595Dmm
Cut-Out : 825-900H x 600W x 595Dmm
Current : 13A

Key Features

[^]Height After Top Panel Replacement



Built-Under Design

Applicable for placing under the counter in small kitchens.



6th Sense Technology

Automatically adjust time, water, temperature and energy consumption to the load based on the measurement of the sensors.



3 Water Leakage Protection System

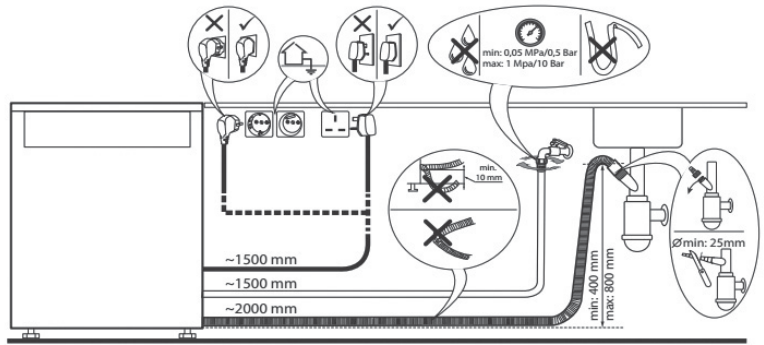
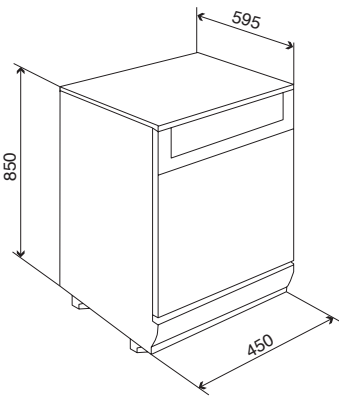
Equip with protection system to avoid water leakage and flooding.

Product Information

WSFE 2B19 UK

HK\$7,990

45CM FREESTANDING DISHWASHER WITH BUILT UNDER OPTION



Socket on the side of appliance

Unit: mm

Above diagram is not to scale

Product : 850(820[^])H x 450W x 595Dmm
 Cut-Out : 825-900H x 450W x 595Dmm
 Current : 13A

Key Features

[^]Height After Top Panel Replacement



Built-Under Design

Applicable for placing under the counter in small kitchens.



Energy Class: A+

Rated A+ for energy efficiency; and A for washing and drying performances. Helps in saving energy and water consumptions.



Slim Design for Space Optimizing

Space optimizer design provides a spacious layout of 450mm in width, making it perfect for small kitchens.

DISHWASHERS - SPECIFICATIONS SUMMARY



DISHWASHERS	WIO 3033 DEL UK	WIC 3B19 UK	ADG 522 X
AESTHETICS			
Type	Fully Integrated	Fully Integrated	Fully Integrated
Control panel	Silver	White	Silver
Tub material	Stainless Steel	Stainless Steel	Stainless Steel
Floor LED operation indicator	•	-	•
FUNCTIONS			
No. of Washing Programs	11	6	8
- 6 th Sense	50-60°C	-	40-70°C
- PowerClean option	•	-	-
- PowerDry option	•	-	-
- Pre-wash (Cold)	•	•	•
- Crystal (45°C)	•	-	•
- Rapid (50°C)	30min	30min	30min
- Eco (50°C)	•	•	•
- 1hr wash & dry (55°C)	•	-	-
- Daily	50°C	55°C	-
- Intensive (65°C)	•	•	•
- Silent (50°C)	•	-	•
- Sanitizing (65°C)	•	•	-
- Self clean (65°C)	•	-	-
Turbo wash option	•	-	-
Extra dry option	-	-	•
3 levels of water leakage protection system	•	•	•
Loading options	Multi-zone	Half-load	Half-load
Cutlery basket	-	•	•
Sliding cutlery rack	3rd layer	2nd layer	3rd layer
Self-cleaning filter	-	-	•
End of cycle signal	•	•	•
Start delay	1-12hr	1-12hr	1-12hr
ENERGY EFFICIENCY			
Energy efficiency	A+++	A+	A++
Washing performance	A	A	A
Drying efficiency	A	A	A
TECHNICAL SPECIFICATION			
No. of place settings	14	13	10
Connection rating (W)	1,900	2,200	1,900
Water consumption (L)	9.5	10	9
Energy consumption (kWh)	0.83	0.92	0.74
Socket/ Fuse spur unit	13A	13A	13A
Length of power cord (mm)	1,300	1,300	1,300
PRODUCT DIMENSIONS (MM)			
Height	820	820	820
Width	598	598	448
Depth	570	570	570
CUT OUT DIMENSIONS (MM)			
Height	820-900	820-900	820-900
Width	600	600	450
Depth	570	570	570
COUNTRY OF ORIGIN			
	Europe	Europe	Europe

DISHWASHERS - SPECIFICATIONS SUMMARY



DISHWASHERS	WFC 3C26 F X UK	WFC 3C26 F UK	WSFE 2B19 UK
AESTHETICS			
Type	Freestand	Freestand	Freestand
Control panel	Black	White	White
Body color	Stainless Steel	White	White
Tub material	Stainless Steel	Stainless Steel	Stainless Steel
FUNCTIONS			
No. of Washing Programs	8	8	5
- 6 th Sense	50-60°C	50-60°C	-
- Pre-wash (Cold)	•	•	•
- Crystal (45°C)	•	•	-
- Rapid (50°C)	30min	30min	30min
- Eco (50°C)	•	•	•
- Daily	50°C	50°C	55°C
- Intensive (65°C)	•	•	•
- Silent (50°C)	•	•	-
3 levels of water leakage protection system	•	•	•
Loading options	Multi-zone	Multi-zone	Half-load
Cutlery basket	-	-	•
Sliding cutlery rack	3rd layer	3rd layer	2nd layer
Self-cleaning filter	-	-	•
End of cycle signal	•	•	•
Start delay	30min - 24hr	30min - 24hr	2/4/8hr
ENERGY EFFICIENCY			
Energy efficiency	A++	A++	A+
Washing performance	A	A	A
Drying efficiency	A	A	A
TECHNICAL SPECIFICATION			
No. of place settings	14	14	10
Connection rating (W)	1,900	1,900	1,900
Water consumption (L)	9.5	9.5	11.5
Energy consumption (kWh)	0.93	0.93	0.83
Socket/ Fuse spur unit	13A	13A	13A
Length of power cord (mm)	1,300	1,300	1,300
PRODUCT DIMENSIONS (MM)			
Height	850(820 [^])	850(820 [^])	850(820 [^])
Width	597	597	450
Depth	595	595	595
CUT OUT DIMENSIONS (MM)			
Height	825-900	825-900	825-900
Width	600	600	450
Depth	595	595	595
COUNTRY OF ORIGIN			
	Europe	Europe	Europe

[^] Height after top panel replacement.

WASHERS

CLEANING MATTERS

We have combined the latest innovation in washing technologies with a new, more intuitive user interface, for a better experience of laundry. Perfect performances and perfect look, at the seek of time and energy.





FreshCare+ Technology

A New Dimension of Freshness

FreshCare+ Technology is a great intuition, unique in the built-in market. It ensures that garments stay fresh inside the drum for up to 6 hours after the end of the washing cycle.



The FreshCare+ cycle gently massages the laundry for up to 6 hours with several slow bidirectional oscillations and keeps it consistently fresh thanks to the effective steaming and tumbling actions. This prevents the proliferation of the main odour sources.



99.9%* Suppression of Bacteria Breeding

According to the test report of Italian authoritative research organization Innovhub-SSI, the FreshCare+ function offers 99.9%* effectiveness in suppressing the breeding of *Escherichia coli*, *Staphylococcus aureus* and *Aspergillus niger*.

* According to the test report of Italian research organization Innovhub-SSI, comparing the anti-bacterial ability between general standard laundry program completion and 6 hours after using FreshCare+ function.



Zen Brushless Inverter Motor

Advanced Motor for Long Lasting Performance

Whirlpool's FreshCare, the only built-in washer dryer in the market that utilizes ZEN Sense Brushless Inverter Technology to reduce friction of motor, eliminating high-frequency sound emitted by general carbon brush motor. At the same time, it uses the SilentPro Suspension System, ensuring the washer dryer is silent and stable during its operation. Whirlpool provides 10-year warranty on its ZEN Sense Brushless Inverter Motor, proving that we are confident in the durability of our products.



6th Sense Technology The Intelligence Behind Outstanding Washing Results

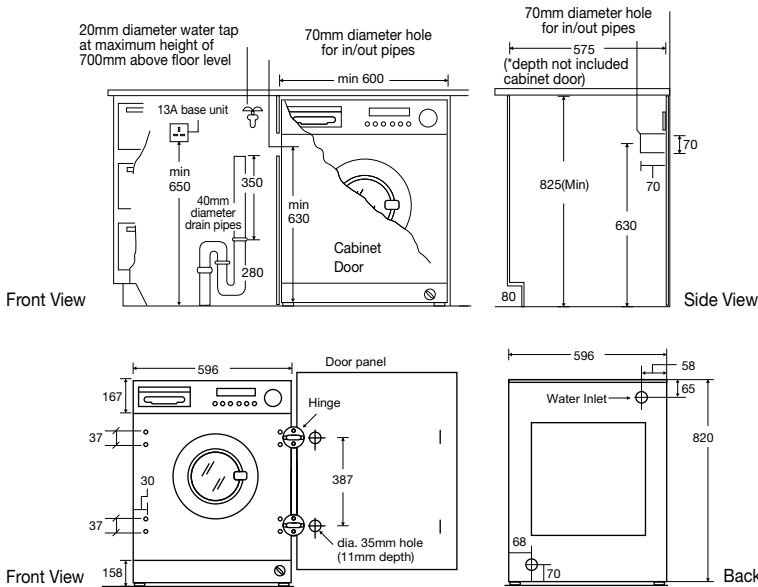
6th Sense technology automatically detects the size and type of load and chooses the best washing parameters to deliver optimal results. Once the user selects the desired programme, the washing machine uses sensors and algorithms to recognize the amount of laundry and fabric type and to automatically adapt temperature, water level, and motor torque accordingly. This ensures perfect washing along with efficiency in terms of time, energy and water consumption.

Product Information

WFCI75430

HK\$12,998

BUILT-IN WASHER DRYER



Unit: mm
Above diagram is not to scale

Product : 820H x 596W x 570D* mm
Cut-Out : 825H x 600W x 575Dmm
Current : 13A

Key Features

* Depth from machine front door to hose at the back (including door, button and hoses)



Built-In Design
Applicable for installing inside kitchen cabinets.



ZEN Brushless Inverter Motor
Reducing friction of motor, ensuring the washer-dryer is silent and stable during its operation.



Fresh Care+ 99.9% Anti-Bacterial
Ejection of steam after cycle completes, suppress breeding of 99.9%[^] bacteria for up to 6 hours.



Variety of Wash/Dry Programs
With 14+ washing programs and 8+ drying programs. Dry only options available.

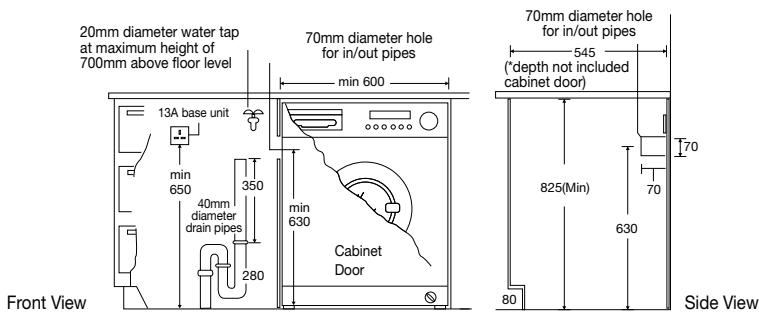
[^] According to the test report of Innovhub-SSI

Product Information

WWPU75210

HK\$7,698

BUILT-UNDER WASHER DRYER



Socket on the side of appliance
Unit: mm

Product : 820H x 596W x 515D* (545D#) mm
Cut-Out : 825H x 600W x 545Dmm
Current : 13A

Key Features



Built-Under Design

Applicable for placing under the counter in small kitchens.



Drying Capacity Increase to 5kg Load

Save time without the hassle of switching loads.

* Depth from front panel to hose at the back (exclude door & button)
Depth from front door to hose at the back (including door & button)

WASHER DRYER - SPECIFICATIONS SUMMARY



WASHER DRYER	WFCI75430	WWPU75210
AESTHETICS		
Type	Built-in	Built-under
Control panel	LED Soft Touch	LED Soft Touch
Door opening angle	180°	90°
FUNCTIONS		
No. of washing programs	14+	13+
No. of drying programs	8+	2+
Program temperature selection	Cold - 90°C	Cold - 90°C
ZEN brushless inverter motor	•	-
FreshCare+	6hr	-
Clean+ (stain level options)	-	3
Cold wash	•	•
Prewash	•	•
Quick wash	Rapid (30')	Quick (14'/30'/44')
Start delay	30min - 24hr	1-24hr
Adjustable temperature	•	•
Adjustable spin speed	•	•
Drying program option	Iron dry, Hanger dry, Cupboard dry	Iron dry, Extra dry, Cupboard dry
Drying time selection	30 - 210min	-
Extra dry	-	•
Dry only	•	-
Remaining time display	•	•
Door locked indicator light	•	•
Child lock	•	•
Electronic drying sensor	•	•
Imbalance control/ Auto correction system	•	•
Foam control	•	•
Eco-ball	•	•
Overflow control	•	•
Anti-vibration/ Noise insulation	•	•
ENERGY EFFICIENCY		
Hong Kong Energy Efficiency Grade	1	1
Hong Kong Water Efficiency Grade	1	1
TECHNICAL SPECIFICATIONS		
Washing capacity	7	7
Drying capacity	5	5
Spin speed	0-1400	0-1200
Connection rating (W)	1,850	1,600
Socket/ Fuse spur unit	13A	13A
Length of power cord	1,700	1,450
PRODUCT DIMENSIONS (MM)		
Height	820	820
Width	596	596
Depth	#570	#545
CUT OUT DIMENSIONS (MM)		
Height	825	825
Width	600	600
Depth	575	545
COUNTRY OF ORIGIN		
	Europe	Asia

Depth from machine front door to hose at the back (including door, button and hoses)



Whirlpool Experience Centre

Unit 03-04, 36/F, AIA Tower,
100 How Ming Street, Kwun Tong
Tel : 2506 1628



Star Services

Star Hotline

Hong Kong : 2406 9138
Macau : 0800 157

