

開機洗衫
恐怖真相



真相背後

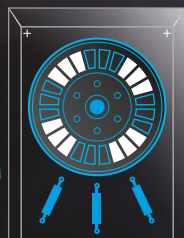
洗衫唔恐怖 轉用惠而浦

95%
傳統皮帶
洗衣機



皮帶驅動
高速摩擦
尖頻刺耳

惠而浦
直驅變頻
洗衣機



無皮帶
零摩擦
夠晒靜



唯一意大利製及首獲歐洲Quiet Mark寧靜認證前置式直驅變頻洗衣機



SMARTSILENCE



Whirlpool Experience Centre
觀塘巧明街100號
友邦九龍大樓36樓03-04室
Unit 03-04, 36/F, AIA Tower,
100 How Ming Street, Kwun Tong
電話Tel: 2506 1628



whirlpool hong kong



www.whirlpool.com.hk



立即下載中文小冊子



Scan to download English catalogue



星級服務 STAR SERVICE
查詢熱線 Star Hotline
香港 Hong Kong : 2406 9138
澳門 Macau : 0800157
送貨查詢熱線 Delivery Hotline : 2407 3126



Awarded by The Hong Kong Council of Social Service
香港社會服務聯會頒發


Whirlpool
SENSING THE DIFFERENCE

6th
sense
SupremeCare

Simply

Caring

Fabric Care Series



SPRING 2019

連續
銷量
13
年
冠
軍

*根據業界認可2006-2018年
全港洗衣機調查報告

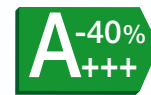
THE ONLY MADE-IN-ITALY ZEN DIRECT DRIVE INVERTER MOTOR FRONT LOADING WASHER



Lifetime ZEN Direct Drive Inverter Motor Warranty

The Whirlpool innovative ZEN Technology, replacing the traditional belt drive motor with high-performance Direct Drive Inverter Motor that rotates the drum directly, offering quality and minimum noise disturbance.

The uniqueness of ZEN Direct Drive Inverter Motor is its structure, which is integrated with the tub, replacing the plastic structural part of traditional tub. The double bearing design and water-proof materials for protecting small components ensure the durability of the washers. Whirlpool provides lifetime warranty on ZEN Direct Drive Inverter Motor, giving you the ultimate durability.



Save 40% more than IEC Top A+++ Class Performance

The front loading FSCR10432 - Whirlpool's brand new 6th Sense SupremeCare Series is equipped with the ZEN Direct Drive Inverter Motor, making it 40% more efficient in energy consumption than the highest international rating A+++ as accredited by IEC. Even loading full 10kg laundry, the new washer only consumes 125kwh per year. It is the most energy saving front loading washer model in the market*, saving money while reducing adverse effects on our environment.

* According to EMSD online information dated 01 Jun 2017, Whirlpool's FSCR10432 is the lowest annual energy consumption front loading washer.



What is Direct Drive Inverter Motor?

	Inverter Motor	Traditional Motor
	High-end Direct Drive Inverter Motor (Non-carbon Brush/Beltless)	Traditional Carbon Brush (with Belt)
Features	<ul style="list-style-type: none"> Utilizing electronic inverter technology, transmit stable electric current to the motor via magnetic force Motor directly linked to the drum without a belt 	<ul style="list-style-type: none"> Driven by belt
Advantages	<ul style="list-style-type: none"> Zero high-frequency sound and friction, quieter operation Energy-saving and durable 	<ul style="list-style-type: none"> Relatively low cost
Disadvantages	<ul style="list-style-type: none"> Medium-end Brushless Motor (Non-carbon Brush/Belt) Utilizing electronic inverter technology, transmit stable electric current to the motor via magnetic force Zero high-frequency sound, quieter operation Frictionless motor which is durable Vibration of belt still generates some sound Belt wears off easily 	<ul style="list-style-type: none"> Motor rotates through electric current and generates high friction and high-frequency sound Carbon brush and belt wear off easily
	 	
	 Product Video	 Product Video

ZEN Silent Motion Technology Quiet Mark Professional Accreditation

Whirlpool's new SMART SILENCE front loading washer FSCR10432 incorporates the ZEN technology. Thanks to the combination of ZEN Direct Drive Inverter Motor and triple silent body design, noise level of washing and spinning are as low as 48 dbA and 68 dbA, which is 11 dbA lower than a standard 1400RPM washer*. That's why it is awarded the Quiet Mark professional accreditation by the UK Noise Abatement Society and regarded as the quietest front loading washer in Europe, bringing ultimate silence to your home.

* Based on Whirlpool internal field test, comparison with standard Whirlpool washer



ZEN Silent Design:

1 ZEN side design
minimizes vibrations and absorbs frequencies for silent operation

2 360° insulation
blocking noise with a floor cover - carcastic isolation, derived from the automotive industry

3 Deluxe 3+2 SilentPro
the damper system ensures smoother, quieter and more stable operation

Above descriptions only apply to particular models, please refer to specifications for details.

SMART SILENCE FRONT LOADING WASHER SERIES



Spray Wash & Rinse EVO

Spray Wash EVO

A hydraulic system is able to spray a cone of high pressure water directly into the drum and onto garments evenly during the wash cycle. The result is enhanced cleaning effectiveness and reduced water use.

Spray Rinse EVO*

A hydraulic system is able to spray a cone of high pressure water directly into the drum in 2 separate phases during the rinse cycle. The phases are repeated 4 times.

Phase 1: the drum spins at 1000 RPM and water is sprayed in to remove detergent.

Phase 2: The RPM is reduced to 60 so that fabrics are mixed together in the drum. Water is sprayed in again to remove residues.

* Spray Rinse EVO is suitable for Cotton and EcoCotton Programmes only.



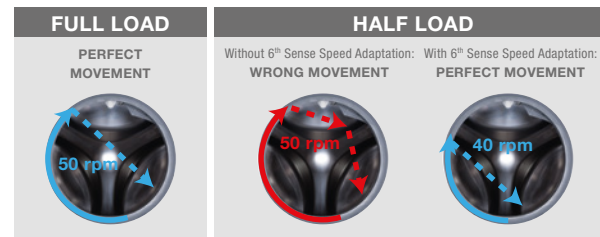
6th Sense SupremeCare

3 sets of 6th Sense Detectors + 2 sets of 6th Sense Adaptation

The 6th sense detectors sense the laundry load, water inflow and water level in the drum, thereby adjusting to optimize the water consumption as well as to recommend detergent volume needed for the wash cycle.



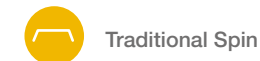

6th Sense Speed Adaptation

A unique load sensor is used to determine the load size and adapt the drum speed as necessary to ensure the movement of fabrics inside the drum is optimized.



6th Sense Wave Spin


With 6th Sense Wave Spin, the spinning is managed with bi-phasic mode which alternates fast and slow drum rotations to ventilate and uniformly distribute the garments in the drum



SMART SILENCE Front Loading Drum Washer Series - Product Specifications



Front Loading



FSCR10432

- Washing Capacity: 10KG
- Spin Speed: 400-1400RPM
- Product Dimensions: 840H x 595W x 615*D (655[#]) / mm
33.1H x 23.4W x 24.2*D (25.8[#]) / inch

- IEC Energy Efficiency Class: A+++ (-40%)
- IEC Washing Performance Class: A
- IEC Spinning Performance Class: A
- No. of Washing Programs: 19+
- Program Temperature Selection: Cold - 95°C
- Touch Sensor LED Display
- Country of Origin: Europe - Italy

Basic Specification

Additional Functions

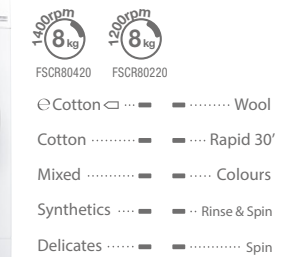
Special Features

- Washing Programs: 8
Shirts, Big Items, Bed Linen, Wool, Sport, Jeans, Baby Items and Mini Load
- Colours 15°
- Cold Wash
- BioStain 15°
- Hot Finish
- Heavy Soil Wash
- Fresh Care+: 6 hours
- Dosing Recommendation
- Prewash
- Rinse Hold
- Intensive Rinse
- Rapid Wash
- Finish in: 1 - 24 hours
- Adjustable Temperature
- Adjustable Spin Speed
- Control Panel Safety Lock
- Eco Monitor
- Remaining Time Display

- 6th Sense SupremeCare
- ZEN Direct Drive Inverter Motor
- ZEN Silent Design
- 360° Noise Insulation
- Deluxe 3+2 SilentPro Suspension System
- Ultra Soft Drum
- ∞ Care Lifter
- Wave Motion+ Technology
- Spray Wash & Rinse EVO
- 6th Sense - Speed Adaptation & Wave Spin
- Drum Light
- 3-Tier Aqua Stop Safety Hose
- Foam Control
- Eco Ball
- Overflow Control
- Imbalance Control / Auto Correction System



Front Loading



FSCR80420, FSCR80220

- Washing Capacity: 8KG
- Spin Speed: 400-1400RPM (FSCR80420)
400-1200RPM (FSCR80220)
- Product Dimensions: 840H x 595W x 585*D (625[#]) / mm
33.1H x 23.4W x 23.0*D (24.6[#]) / inch

- IEC Energy Efficiency Class: A+++ (-10%)
- IEC Washing Performance Class: A
- No. of Washing Programs: 10+
- Program Temperature Selection: Cold - 95°C
- Touch Sensor LED Display
- Country of Origin: Europe - Italy

- Colours 15°
- Cold Wash
- BioStain 15°
- Hot Finish
- Heavy Soil Wash
- Fresh Care+: 6 hours
- Dosing Recommendation
- Prewash
- Rinse Hold
- Intensive Rinse
- Rapid Wash
- Finish in: 1 - 24 hours
- Adjustable Temperature
- Adjustable Spin Speed
- Control Panel Safety Lock
- Remaining Time Display

- 6th Sense SupremeCare
- ZEN Direct Drive Inverter Motor
- ZEN Silent Design
- 360° Noise Insulation
- Deluxe 3+2 SilentPro Suspension System
- Ultra Soft Drum
- ∞ Care Lifter
- Wave Motion+ Technology
- 6th Sense - Speed Adaptation & Wave Spin
- Safety Hose
- Foam Control
- Eco Ball
- Overflow Control
- Imbalance Control / Auto Correction System

Design & specifications may change due to product improvement, no prior notice will be given.
* Depth from front panel to hose at the back (exclude door and button)
Depth from front door to hose at the back (include door and button)

FRESHCARE+ ANTI-BACTERIAL LAUNDRY TREATMENT WITH 99.9% EFFECTIVENESS

FRESH CARE FRONT LOADING DRUM WASHER SERIES



Up to 6 Hours FreshCare+ Anti-Bacterial Treatment

With the integration of unique professional technology, Fresh Care Anti-Bacterial and Anti-Crease techniques are used 2 times to suppress the breeding of bacteria in the drum, within 6 hours after laundry completion. Upon the completion of laundry, the FreshCare+ program will start immediately. Fresh Care Anti-Bacterial program - in the first 15 minutes, small amount of water is injected into the washer, which is then heated to generate steam (48°C) in the drum. Fresh Care Anti-Crease program - in the subsequent 160 minutes, to turn in low speed (25rpm) for about 1 minute every 15 minutes, to turn garments bi-directionally.

- ✓ Reduce crease in garments
- ✓ Effectively suppress breeding of bacteria to prevent generation of odour
- ✓ Low temperature steam (48°C) can avoid damage most garments fibers



Experience the FreshCare+ Anti-Bacterial Power

Due to busy city life and the lack of time, people overlook the importance of garment cleanliness and care, thinking that clothes are clean after washing.

Bacteria and fungi exist everywhere in our daily life. They can breed quickly through the contact with garments and human bodies, as well as inside humid washer drum. Bacteria and sweat odour also accumulate easily in garments of people who exercise frequently.

Bacteria Breed by 1.1 times in 30 minutes

If washed garments are not taken out after the washing program is completed, bacteria can breed by 1.1 times in just 30 minutes.

Result: Breeding of bacteria leads to odour in garments.

* According to the test report from Italian research organisation Innovhub-SSI.



Escherichia coli

They are bacteria that spread via contact with feces which can cause symptoms such as belly ache, vomit and fever after entering human bodies.



Aspergillus niger

They are fungi that breed in humid environment that can cause allergy and asthma in people with weak respiratory system.



Staphylococcus Aureus

They are bacteria usually found in human skin or mucous membrane of the respiratory tract, which can cause symptoms such as wound infection and pneumonia etc.



Professional Accreditation by Authoritative Italian Organization

99.9%* Suppression of Bacteria Breeding

According to the test report of Italian authoritative research organization innovhub-SSI, the FreshCare+ function offers 99.9% effectiveness in suppressing the breeding of Escherichia coli, Staphylococcus aureus and Aspergillus niger. The FreshCare+ function can be used in every laundry. To maintain the best anti-bacterial result, take out the garments after the first steaming process, which is around 15 to 30 minutes after laundry completion.

* According to the test report of Italian research organization Innovhub-SSI, comparing the anti-bacterial ability between general standard laundry program completion and 6 hours after using FreshCare+ function.



ZEN Sense Brushless Inverter Motor

Whirlpool's Fresh Care washer series utilizes ZEN Sense Brushless Inverter Technology to reduce friction of motor, eliminating high-frequency sound emitted by general carbon brush motor. At the same time, it uses the SilentPro Suspension System, ensuring the washer is silent and stable during operation. Whirlpool provides 10-year warranty on its ZEN Sense Brushless Inverter Motor, proving that we are confident in the durability of our products.



Tips for enhancing wash & care function of liquid laundry detergent



Wpro Laundry Detergent (WML 200/1) Made in Italy

- ✓ Strong cleaning power even in low temperature (30°C), reduce energy consumption
- ✓ Can remove stubborn stains, leaving a fresh fragrant on garments
- ✓ Volume: 1.5 Liter
- ✓ Made in Italy

FRESH CARE FRONT LOADING DRUM WASHER SERIES

WaveMotion Wave Motion+ Technology Adjust Movement Mode According to Fabric Type

With the Wave Motion+ Technology, the drum moves according to a range of specific patterns tailored to each fabric type. This effectively optimizes washing performance and maintains the shape and the colours of clothes washed. Thanks to the unique motion movement, clothes are well distributed around the drum allowing perfect absorption of detergent.



Perfect Cleaning at 15°C Just Like at 40°C

Colours 15° is a special feature designed to optimize washing performance at low water temperature. This means that clothes are washed at 15°C with a cleaning effect as if they are washed at 40°C*, guaranteeing fabric care while keeping colours more long lasting*.

* Tested by wtk - The German Testing Institute, mixed 40°C program (WL 5589/11)



Clean+ Enhances Anti-Bacterial & Stain Removal Power

Available in 3 options: intensive stain removal/daily stain removal/rapid stain removal, further enhances cleaning power under different levels of dirtiness, effectively removes most stubborn stains.



5 times Intensive Rinse Strengthen Removal of Allergens

In addition to the 2 rinses in general laundry program, there is option to add up to 3 extra rinses. This effectively minimizes the impact of residual detergent on people with sensitive skin.



FRESH CARE Front Loading Drum Washer Series - Product Specifications

ZEN Front Loading



FFCR80222

- Washing Capacity: 8KG
- Spin Speed: 0-1200RPM
- Product Dimensions: 840H x 595W x 600*D (640*) / mm
33.1H x 23.4W x 23.6*D (25.2*) / inch

- IEC Energy Efficiency Class: A+++ (-10%)
- IEC Washing Performance Class: A
- No. of Washing Programs: 14+
- Program Temperature Selection: Cold - 90°C
- Touch Sensor LED Display
- Country of Origin: Europe - Slovakia

- Fresh Care+: 6 hours
- Cold Wash
- Prewash (White 90°C)
- Clean+: 3 Options (Rapid/Daily/Intensive)
- Intensive Rinse: 3 options (+1/+2/+3)
- Start Delay: 30 mins - 24 hours
- Adjustable Temperature
- Adjustable Spin Speed
- Control Panel Safety Lock
- Remaining Time Display

- 6th Sense Colours
- ZEN Sense Brushless Inverter Motor
- ZEN Silent Design
- Noise Insulation
- SilentPro Suspension System
- Wave Motion+ Technology
- Safety Hose
- Foam Control
- Overflow Control
- Imbalance Control / Auto Correction System

ZEN Front Loading



FFCR80120

- Washing Capacity: 8KG
- Spin Speed: 0-1000RPM
- Product Dimensions: 840H x 595W x 600*D (640*) / mm
33.1H x 23.4W x 23.6*D (25.2*) / inch

- IEC Energy Efficiency Class: A+++ (-10%)
- IEC Washing Performance Class: A
- No. of Washing Programs: 14+
- Program Temperature Selection: Cold - 90°C
- Touch Sensor LED Display
- Country of Origin: Europe - Slovakia

- Fresh Care+: 6 hours
- Cold Wash
- Prewash (White 90°C)
- Clean+: 3 options (Rapid/Daily/Intensive)
- Intensive Rinse: 3 options (+1/+2/+3)
- Start Delay: 30 mins - 24 hours
- Adjustable Temperature
- Adjustable Spin Speed
- Control Panel Safety Lock
- Remaining Time Display

- 6th Sense Colours
- ZEN Sense Brushless Inverter Motor
- ZEN Silent Design
- Noise Insulation
- SilentPro Suspension System
- Wave Motion+ Technology
- Safety Hose
- Foam Control
- Overflow Control
- Imbalance Control / Auto Correction System

Design & specifications may change due to product improvement, no prior notice will be given.
* Depth from front panel to hose at the back (exclude door and button)
* Depth from front door to hose at the back (include door and button)

FRESH CARE Front Loading Drum Washer Series - Product Specifications

Basic Specification

Additional Functions

Special Features



FFCR70420

- Washing Capacity: 7KG
- Spin Speed: 0-1400RPM
- Product Dimensions: 840H x 595W x 545*D (585[#]) / mm
33.1H x 23.4W x 21.5*D (23[#]) / inch

- IEC Energy Efficiency Class: A+++ (-10%)
- IEC Washing Performance Class: A
- No. of Washing Programs: 14+
- Program Temperature Selection: Cold - 90°C
- Touch Sensor LED Display
- Country of Origin: Europe - Slovakia

- Fresh Care+: 6 hours
- Cold Wash
- Prewash (White 90°C)
- Clean+: 3 options (Rapid/Daily/Intensive)
- Intensive Rinse: 3 options (+1/+2/+3)
- Adjustable Temperature
- Adjustable Spin Speed
- Start Delay: 30 mins - 24 hours
- Control Panel Safety Lock
- Remaining Time Display

- 6th Sense Colours
- ZEN Sense Brushless Inverter Motor
- ZEN Silent Design
- Noise Insulation
- SilentPro Suspension System
- Wave Motion+ Technology
- Foam Control
- Overflow Control
- Imbalance Control / Auto Correction System



FWG71283W

- Washing Capacity: 7KG
- Spin Speed: 0-1200RPM
- Product Dimensions: 840H x 595W x 545*D (585[#]) / mm
33.1H x 23.4W x 21.5*D (23[#]) / inch

- IEC Energy Efficiency Class: A+++
- IEC Washing Performance Class: A
- No. of Washing Programs: 14+
- Program Temperature Selection: Cold - 90°C
- Touch Sensor LED Display
- Country of Origin: Europe - Slovakia

- Fresh Care+: 6 hours
- Cold Wash
- Prewash (White 90°C)
- Clean+: 3 options (Rapid/Daily/Intensive)
- Intensive Rinse: 3 options (+1/+2/+3)
- Adjustable Temperature
- Adjustable Spin Speed
- Start Delay: 30 mins - 24 hours
- Control Panel Safety Lock
- Remaining Time Display

- 6th Sense Colours
- ZEN Sense Brushless Inverter Motor
- ZEN Silent Design
- Noise Insulation
- SilentPro Suspension System
- Wave Motion+ Technology
- Foam Control
- Overflow Control
- Imbalance Control / Auto Correction System



FFCR70120

- Washing Capacity: 7KG
- Spin Speed: 0-1000RPM
- Product Dimensions: 840H x 595W x 545*D (585[#]) / mm
33.1H x 23.4W x 21.5*D (23[#]) / inch

- IEC Energy Efficiency Class: A+++ (-10%)
- IEC Washing Performance Class: A
- No. of Washing Programs: 14+
- Program Temperature Selection: Cold - 90°C
- Touch Sensor LED Display
- Country of Origin: Europe - Slovakia

- Fresh Care+: 6 hours
- Cold Wash
- Prewash (White 90°C)
- Clean+: 3 options (Rapid/Daily/Intensive)
- Intensive Rinse: 3 options (+1/+2/+3)
- Adjustable Temperature
- Adjustable Spin Speed
- Start Delay: 30 mins - 24 hours
- Control Panel Safety Lock
- Remaining Time Display

- 6th Sense Colours
- ZEN Sense Brushless Inverter Motor
- ZEN Silent Design
- Noise Insulation
- SilentPro Suspension System
- Wave Motion+ Technology
- Foam Control
- Overflow Control
- Imbalance Control / Auto Correction System



FFCR70110

- Washing Capacity: 7KG
- Spin Speed: 0-1000RPM
- Product Dimensions: 840H x 595W x 545*D (585[#]) / mm
33.1H x 23.4W x 21.5*D (23[#]) / inch

- IEC Energy Efficiency Class: A+++
- IEC Washing Performance Class: A
- No. of Washing Programs: 14+
- Program Temperature Selection: Cold - 90°C
- Touch Sensor LED Display
- Country of Origin: Europe - Slovakia

- Fresh Care+: 6 hours
- Cold Wash
- Prewash (White 90°C)
- Start Delay: 30 mins - 24 hours
- Adjustable Temperature
- Adjustable Spin Speed
- Control Panel Safety Lock
- Remaining Time Display

- Electronic Sensor
- ZEN Silent Design
- SilentPro Suspension System
- Wave Motion+ Technology
- Foam Control
- Overflow Control
- Imbalance Control / Auto Correction System

Design & specifications may change due to product improvement, no prior notice will be given.
* Depth from front panel to hose at the back (exclude door and button)
Depth from front door to hose at the back (include door and button)

THE SLIMMEST IN HONG KONG

FRESH CARE SLIM FRONT LOADING DRUM WASHER




Slimmest in Hong Kong 8KG Extra-Large Volume

Whirlpool's newest Fresh Care Front Load Drum Washer model CFCR80221 is the slimmest 8KG washer in the market. It only occupies 490mm in depth, making it perfect for the small living environment in Hong Kong.



Extra-Large Drum Opening with a Diameter of 340mm

The drum opening is enlarged to 340mm, making it easy to put in large garments. Combined with the 'Duvet wash program' (1 hour 50 minutes), laundry is more convenient and easy.



ZEN Sense Brushless Inverter Motor

Whirlpool's Fresh Care washer series utilizes ZEN Sense Brushless Inverter Technology to reduce friction of motor, eliminating high-frequency sound emitted by general carbon brush motor. At the same time, it uses the SilentPro Suspension System, ensuring the washer is silent and stable during operation. Whirlpool provides 10-year warranty on its ZEN Sense Brushless Inverter Motor, proving that we are confident in the durability of our products.



FRESH CARE Slim Front Loading Drum Washer Series - Product Specifications



CFCR80221

Basic Specification

- Washing Capacity: 8KG
- Spin Speed: 0-1200RPM
- Product Dimensions: 840H x 595W x 490*D (530[#]) / mm
33.1H x 23.4W x 19.3*D (20.9[#]) / inch
- IEC Energy Efficiency Class: A+++ (-10%)
- IEC Washing Performance Class: A
- No. of Washing Programs: 14+
- Program Temperature Selection: Cold - 90°C
- Touch Sensor LED Display
- Country of Origin: Europe - Russia

Additional Functions

- Fresh Care+: 6 hours
- Cold Wash
- Prewash (White 90°C)
- Clean+: 3 Options (Rapid/Daily/Intensive)
- Intensive Rinse: 3 options (+1/+2/+3)
- Start Delay: 30 mins - 24 hours
- Adjustable Temperature
- Adjustable Spin Speed
- Control Panel Safety Lock
- Remaining Time Display

Special Features

- 6th Sense Colours
- ZEN Sense Brushless Inverter Motor
- Noise Insulation
- SilentPro Suspension System
- Wave Motion+ Technology
- Safety Hose
- Foam Control
- Overflow Control
- Imbalance Control / Auto Correction System

CFCR70111

Basic Specification

- Washing Capacity: 7KG
- Spin Speed: 0-1000RPM
- Product Dimensions: 840H x 595W x 450*D (490[#]) / mm
33.1H x 23.4W x 17.7*D (19.3[#]) / inch
- IEC Energy Efficiency Class: A+++
- IEC Washing Performance Class: A
- No. of Washing Programs: 14+
- Program Temperature Selection: Cold - 90°C
- Touch Sensor LED Display
- Country of Origin: Europe - Russia

Additional Functions

- Fresh Care+: 6 hours
- Cold Wash
- Prewash (White 90°C)
- Start Delay: 30 mins - 24 hours
- Adjustable Temperature
- Adjustable Spin Speed
- Control Panel Safety Lock
- Remaining Time Display

Special Features

- Electronic Sensor
- ZEN Sense Brushless Inverter Motor
- Noise Insulation
- SilentPro Suspension System
- Wave Motion+ Technology
- Foam Control
- Overflow Control
- Imbalance Control / Auto Correction System

CFCR70810

Basic Specification

- Washing Capacity: 7KG
- Spin Speed: 0-850RPM
- Product Dimensions: 840H x 595W x 450*D (490[#]) / mm
33.1H x 23.4W x 17.7*D (19.3[#]) / inch
- IEC Energy Efficiency Class: A+++
- IEC Washing Performance Class: A
- No. of Washing Programs: 14+
- Program Temperature Selection: Cold - 90°C
- Touch Sensor LED Display
- Country of Origin: Europe - Russia

Additional Functions

- Fresh Care+: 6 hours
- Cold Wash
- Prewash (White 90°C)
- Start Delay: 30 mins - 24 hours
- Adjustable Temperature
- Adjustable Spin Speed
- Control Panel Safety Lock
- Remaining Time Display

Special Features

- Electronic Sensor
- SilentPro Suspension System
- Wave Motion+ Technology
- Foam Control
- Overflow Control
- Imbalance Control / Auto Correction System

Design & specifications may change due to product improvement, no prior notice will be given.
* Depth from front panel to hose at the back (exclude door and button)
* Depth from front door to hose at the back (include door and button)

Front Loading Drum Washer Series - Product Specifications

Front Loading



AWC7120A

- Washing Capacity: 7KG
- Spin Speed: 400-1200RPM
- Product Dimensions: 842H x 595W x 530*D (555[#]) / mm
33.2H x 23.4W x 20.9*D (21.9[#]) / inch
Height After Top Panel Replacement:
820 mm / 32.3 inch

- IEC Energy Efficiency Class: A+++
- IEC Washing Performance Class: A
- No. of Washing Programs: 18
- Program Temperature Selection: Cold - 95°C
- Country of Origin: Europe - Slovakia

- Colours 15°
- Cold Wash
- Prewash
- Rinse Hold
- Rapid Wash
- Start Delay: 1 / 3 / 6 / 9 / 12 hours
- Adjustable Spin Speed

- 6th Sense Colours
- SilentPro Suspension System
- Wave Motion+ Technology
- Foam Control
- Eco Ball
- Overflow Control
- Imbalance Control / Auto Correction System

Front Loading



AWC7100D, AWC7085D

- Washing Capacity: 7KG
- Spin Speed: 400-1000RPM (AWC7100D)
100-850RPM (AWC7085D)
- Product Dimensions: 842H x 595W x 530*D (555[#]) / mm
33.2H x 23.4W x 20.9*D (21.9[#]) / inch
Height After Top Panel Replacement:
820 mm / 32.3 inch


- IEC Energy Efficiency Class: A+++
- IEC Washing Performance Class: A
- No. of Washing Programs: 18
- Program Temperature Selection: Cold - 95°C
- LED Screen Display
- Country of Origin: Europe - Slovakia

- Colours 15°
- Cold Wash
- Prewash
- Rinse Hold
- Intensive Rinse
- Rapid Wash
- Clean+
- Easy Ironing
- Cycle End: 1 - 24 hours
- Adjustable Spin Speed
- Remaining Time Display

- 6th Sense Colours
- SilentPro Suspension System
- Wave Motion+ Technology
- Foam Control
- Eco Ball
- Overflow Control
- Imbalance Control / Auto Correction System

Slim Front Loading Drum Washer Series - Product Specifications

Slim Front Loading



AWC7120S

- Washing Capacity: 7KG
- Spin Speed: 400-1200RPM
- Product Dimensions: 842H x 595W x 450*D (483[#]) / mm
33.2H x 23.4W x 17.7*D (19.0[#]) / inch
Height After Top Panel Replacement:
825 mm / 32.5 inch

- IEC Energy Efficiency Class: A+++
- IEC Washing Performance Class: A
- No. of Washing Programs: 14+
- Program Temperature Selection: Cold - 95°C
- LED Screen Display
- Country of Origin: Europe - Slovakia

- Colours 15°
- Cold Wash
- Dosing Recommendation
- Soil Level Assistant
- Prewash
- Rinse Hold
- Intensive Rinse
- Rapid Wash
- Finish in: 1 - 24 hours
- Adjustable Temperature
- Adjustable Spin Speed
- Detergent Overdosage Indication
- Control Panel Safety Lock
- Remaining Time Display

- 6th Sense Colours
- SilentPro Suspension System
- Wave Motion+ Technology
- Foam Control
- Eco Ball
- Overflow Control
- Imbalance Control / Auto Correction System

Slim Front Loading



AWC6100S

- Washing Capacity: 6KG
- Spin Speed: 400-1000RPM
- Product Dimensions: 842H x 595W x 450*D (483[#]) / mm
33.2H x 23.4W x 17.7*D (19.0[#]) / inch
Height After Top Panel Replacement:
825 mm / 32.5 inch

- IEC Energy Efficiency Class: A+++
- IEC Washing Performance Class: A
- No. of Washing Programs: 18
- Program Temperature Selection: Cold - 95°C
- LED Screen Display
- Country of Origin: Europe - Slovakia

- Colours 15°
- Cold Wash
- Prewash
- Rinse Hold
- Intensive Rinse
- Rapid Wash
- Clean+
- Easy Ironing
- Cycle End: 1 - 24 hours
- Adjustable Spin Speed
- Remaining Time Display

- 6th Sense Colours
- SilentPro Suspension System
- Wave Motion+ Technology
- Foam Control
- Eco Ball
- Overflow Control
- Imbalance Control / Auto Correction System

Basic Specification

Additional Functions

Special Features

Basic Specification

Additional Functions

Special Features

Installation Tips



Product Depth* : exclude door and button
Product Depth# : include door, button and hose at back
Depends on particular model, the door and button are removable when necessary. Both depths are indicated in the Product Specifications.

Design & specifications may change due to product improvement, no prior notice will be given.

* Depth from front panel to hose at the back (exclude door and button)

Depth from front door to hose at the back (include door and button)

* Depth from front panel to hose at the back (exclude door and button)

Depth from front door to hose at the back (include door and button)

THE SLIMMEST IN HONG KONG FRONT LOADING WASHER-DRYER SERIES



Slim Size with Large Capacity Effectively Utilize Limited Space

Occupying only 555mm in depth, the newest Whirlpool washer-dryer model WFCR96430 is the slimmest machine in the market with an extra-large capacity of 9kg which can dry 6kg clothing at one time. It is particularly suitable for the crowded living environment of Hong Kong, offering you flexibility and saving you energy and time.



ZEN Sense Brushless Inverter Motor Silent & Durable

Whirlpool's newest Fresh Care series washer-dryer utilizes ZEN Sense Brushless Inverter Technology to reduce friction of motor, eliminating high-frequency sound emitted by general carbon brush motor. At the same time, it uses the SilentPro Suspension System, ensuring the washer-dryer is silent and stable during operation.

Whirlpool provides 10-year warranty on its ZEN Sense Brushless Inverter Motor, proving that we are confident in the durability of our products and their ability to bring you satisfactory washing experience.



45-minute Rapid Washing & Drying Program Matching the City's Fast-paced Lifestyle

It helps busy people like you to save time and handle household chores efficiently.

Featuring the 45-minute rapid washing & drying program, it can wash and dry 1kg of clothing in a short period of time.



FRESH CARE Front Loading Drum Washer Dryer Series - Product Specifications



WFCR96430

Basic Specification

- Washing Capacity: 9KG
- Drying Capacity: 6KG
- Spin Speed: 0-1400RPM
- Product Dimensions:
840H x 595W x 555*D (595[#]) / mm
33.1H x 23.4W x 21.9*D (23.4[#]) / inch
- IEC Energy Efficiency Class: A
- IEC Washing Performance Class: A
- No. of Washing Programs: 16+
- No. of Drying Programs: 8+
- Program Temperature Selection: Cold - 90°C
- Big LED Screen Display
- Country of Origin: Europe - Italy

Additional Functions

- Fresh Care+: 6 hours
- Cold Wash
- Prewash (White 90°C)
- Intensive Rinse: 3 options (+1/+2/+3)
- Start Delay: 30 mins - 24 hours
- Rapid Wash
- Adjustable Temperature
- Adjustable Spin Speed
- Dry Only
- Program Options: Iron Dry, Hanger dry, Wardrobe Dry
- Drying Time Selection: 30 - 180 min
- Control Panel Safety Lock
- Remaining Time Display

Special Features

- 6th Sense Colours
- ZEN Sense Brushless Inverter Motor
- SilentPro Suspension System
- Wave Motion+ Technology
- Safety Hose
- Foam Control
- Overflow Control
- Imbalance Control / Auto Correction System

WFCR86430

- Washing Capacity: 8KG
- Drying Capacity: 6KG
- Spin Speed: 0-1400RPM
- Product Dimensions:
840H x 595W x 555*D (595[#]) / mm
33.1H x 23.4W x 21.9*D (23.4[#]) / inch
- IEC Energy Efficiency Class: A
- IEC Washing Performance Class: A
- No. of Washing Programs: 14+
- No. of Drying Programs: 7+
- Program Temperature Selection:
Cold - 90°C
- LED Screen Display
- Country of Origin: Europe - Italy

- Fresh Care+: 6 hours
- Cold Wash
- Prewash (White 90°C)
- Start Delay: 30 mins - 24 hours
- Adjustable Temperature
- Adjustable Spin Speed
- Dry Only
- Program Options: Iron Dry, Hanger dry, Wardrobe Dry
- Drying Time Selection: 30 - 210 min
- Control Panel Safety Lock
- Remaining Time Display

- 6th Sense Colours
- ZEN Sense Brushless Inverter Motor
- SilentPro Suspension System
- Wave Motion+ Technology
- Safety Hose
- Foam Control
- Overflow Control
- Imbalance Control / Auto Correction System

WFCR75230

- Washing Capacity: 7KG
- Drying Capacity: 5KG
- Spin Speed: 0-1200RPM
- Product Dimensions:
840H x 595W x 555*D (595[#]) / mm
33.1H x 23.4W x 21.9*D (23.4[#]) / inch
- IEC Energy Efficiency Class: A
- IEC Washing Performance Class: A
- No. of Washing Programs: 14+
- No. of Drying Programs: 7+
- Program Temperature Selection:
Cold - 90°C
- LED Screen Display
- Country of Origin: Europe - Italy

- Fresh Care+: 6 hours
- Cold Wash
- Prewash (White 90°C)
- Start Delay: 30 mins - 24 hours
- Adjustable Temperature
- Adjustable Spin Speed
- Dry Only
- Program Options: Iron Dry, Hanger dry, Wardrobe Dry
- Drying Time Selection: 30 - 210 min
- Control Panel Safety Lock
- Remaining Time Display

- 6th Sense Colours
- ZEN Sense Brushless Inverter Motor
- SilentPro Suspension System
- Wave Motion+ Technology
- Foam Control
- Overflow Control
- Imbalance Control / Auto Correction System

Design & specifications may change due to product improvement, no prior notice will be given.
* Depth from front panel to hose at the back (exclude door and button)
* Depth from front door to hose at the back (include door and button)

Front Loading Drum Washer Dryer Series - Product Specifications

Front Loading



AWF74141BU (After Top Panel Replacement)

- Washing Capacity: 7KG
- Drying Capacity: 4KG
- Spin Speed: 0-1400RPM
- Product Dimensions: 820H x 596W x 553*D (585*) / mm
32.3H x 23.5W x 21.8*D (23.0*) / inch

- No. of Washing Programs: 15+
- No. of Drying Programs: 2+
- Program Temperature Selection: Cold - 90°C
- LED Screen Display
- Country of Origin: Europe - Italy

Basic Specification

Additional Functions

- Prewash
- Intensive Wash
- Cold Wash
- Extra Rinse
- Water Plus
- Easy Ironing
- Flexi Wash Time
- Finish in: 1-24 hours
- Adjustable Temperature
- Adjustable Spin Speed
- Drying Time Selection: 0 - 160 min
- Control Panel Safety Lock
- Remaining Time Display

Special Features

- Electronic Drying Sensor
- 180° Door Opening Angle
- Anti-Vibration & Anti-Noise System
- Foam Control
- Eco Ball
- Overflow Control
- Imbalance Control / Auto Correction System

Front Loading



WWPU75210

- Washing Capacity: 7KG
- Drying Capacity: 5KG
- Spin Speed: 0-1200RPM
- Product Dimensions: 820H x 596W x 515*D (545*) / mm
32.3H x 23.5W x 20.3*D (21.5*) / inch

- No. of Washing Programs: 13+
- No. of Drying Programs: 2+
- Program Temperature Selection: Cold - 90°C
- LED Screen Display
- Country of Origin: Asia - China

- Clean+ : 3 Stain Level Options (Rapid/Daily/Intensive)
- Extra Dry
- Start Delay: 1-24 hours
- Adjustable Temperature
- Adjustable Spin Speed
- Door Security Instructions
- Program Options: Iron Dry, Hanger dry, Wardrobe Dry
- Remaining Time Display

- Electronic Drying Sensor
- 90° Door Opening Angle
- Anti-Vibration & Anti-Noise System
- Foam Control
- Eco Ball
- Overflow Control
- Imbalance Control / Auto Correction System

Slim Front Loading & Built-in Drum Washer Dryer Series - Product Specifications

Front Loading



WWPR64210

- Washing Capacity: 6KG
- Drying Capacity: 4KG
- Spin Speed: 0-1200RPM
- Product Dimensions: 840H x 600W x 475*D (505*) / mm
33.1H x 23.6W x 18.7*D (19.9*) / inch

- No. of Washing Programs: 13+
- No. of Drying Programs: 2+
- Program Temperature Selection: Cold - 90°C
- LED Screen Display
- Country of Origin: Europe - Russia

- Stain Wash
- Intensive Rinse
- Cold Wash
- Flexi Wash Time
- Start Delay: 1 - 24 hours
- Adjustable Temperature
- Adjustable Spin Speed
- Program Options: Iron Dry, Hanger dry, Wardrobe Dry
- Drying Time Selection: 30 / 60 / 90 / 120 min
- Remaining Time Display

- Electronic Drying Sensor
- 156° Door Opening Angle
- Anti-Vibration & Anti-Noise System
- Foam Control
- Eco Ball
- Overflow Control
- Imbalance Control / Auto Correction System

Built-in



BWPR75210

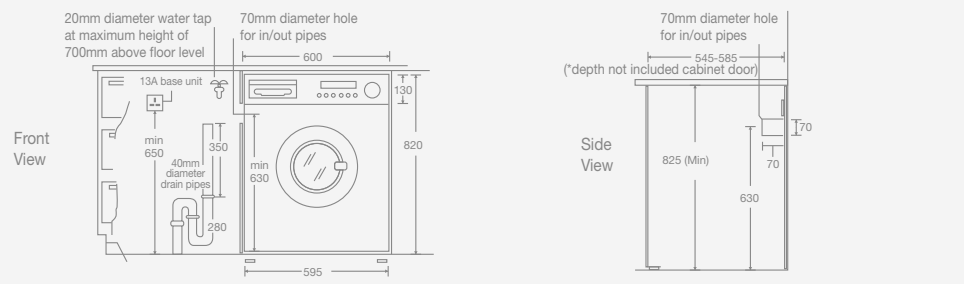
- Washing Capacity: 7KG
- Drying Capacity: 5KG
- Spin Speed: 0-1200RPM
- Product Dimensions: 820H x 596W x 570*D / mm
32.3H x 23.5W x 22.5*D / inch

- No. of Washing Programs: 13+
- No. of Drying Programs: 2+
- Program Temperature Selection: Cold - 90°C
- LED Screen Display
- Country of Origin: Asia - China

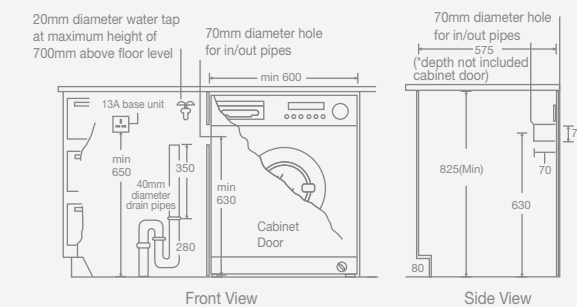
- Clean+ : 3 Stain Level Options (Rapid/Daily/Intensive)
- Extra Dry
- Start Delay: 1 - 24 hours
- Adjustable Temperature
- Adjustable Spin Speed
- Door Security Indicator
- Program Options: Iron Dry, Hanger dry, Extra Dry
- Remaining Time Display

- Electronic Drying Sensor
- 90° Door Opening Angle
- Anti-Vibration & Anti-Noise System
- Foam Control
- Eco Ball
- Overflow Control
- Imbalance Control / Auto Correction System

Installation Tips AWF74141BU WWPU75210



Installation Tips BWPR75210



Design & specifications may change due to product improvement, no prior notice will be given.

* Depth from front panel to hose at the back (exclude door and button)

Depth from front door to hose at the back (include door and button)

* Depth from front door to hose at the back (include door and button)

UNIQUE IN HONG KONG 7KG DIRECT DRIVE MOTOR TOP LOADING WASHER



7kg Capacity Upgraded to 7kg with Same Size

With the same width of 40cm, the washer can wash 7kg of clothing, giving you the best washing performance despite limited space. Extra-large top door makes it convenient for you to put in or take out the laundry, avoiding the need to bend your waist. The exceptionally large capacity together with a 1200 rpm spinning rate helps to reduce laundry frequency, saving you electricity, water and time.




ZEN Unique ZEN Direct Drive Inverter Motor Design Zero Friction, Low Wear-and-Tear, High Efficiency

Whirlpool's unique ZEN design can greatly enhance spinning efficiency with its 36 magnetic poles Direct Drive Inverter Motor. In just 1200 rpm, the same spinning efficiency of 1400 rpm as provided by other washers can be achieved. Using a lower speed in washing, the washer can reduce squeeze during the washing process and provide the best care to your laundry. With no belt, the Direct Drive Inverter Motor can achieve zero friction, low wear-and-tear and high efficiency. Excellent spinning performance coupled with squeeze and noise reduction make our washer highly efficient and reliable.

The uniqueness of the ZEN Direct Drive Inverter Motor design is that it is integrated with the outer drum and equipped with dual bearing to reduce loading. At the same time, the coil is sealed in waterproof materials to strengthen protection for the components, making the washer more durable.

Lifetime Warranty for Direct Drive Inverter Motor

The use of the highest-end motor makes the washer more durable. Whirlpool provides a lifetime warranty to the motor, giving you ultimate peace of mind.



Top Loading Drum Washer Series - Product Specifications



Top Loading



TDLR70230

- Washing Capacity: 7KG
- Spin Speed: 400-1200RPM
- Product Dimensions: 850*H (900*) x 400W x 605*D (655*) / mm
33.5*H (35.4*) x 15.8W x 23.8*D (25.8*) / inch

- IEC Energy Efficiency Class: A+++
- IEC Washing Performance Class: A
- IEC Spinning Performance Class: A
- No. of Washing Programs: 14+
- Program Temperature Selection: Cold - 95°C
- LED Screen Display
- Country of Origin: Europe - Slovakia

Basic Specification

- Colours 15°
- Cold Wash
- Fresh Care: 6 hours
- Prewash
- Intensive Rinse
- Rapid Wash
- Start Delay: 1 - 24 hours
- Adjustable Temperature
- Adjustable Spin Speed
- Control Panel Safety Lock
- Remaining Time Display

Additional Functions

- 6th Sense SupremeCare
- ZEN Direct Drive Inverter Motor
- Noise Insulation
- 4+2 SilentPro Suspension System
- Wave Motion+ Technology
- Drum Up
- Soft Opening
- Counterweight Door
- 3-Tier Aqua Stop Safety Hose
- Water Lifters
- Foam Control
- Eco Ball
- Overflow Control
- Imbalance Control / Auto Correction System

Special Features

Top Loading



TDLR70211

- Washing Capacity: 7KG
- Spin Speed: 400-1200RPM
- Product Dimensions: 850*H (900*) x 400W x 605*D (655*) / mm
33.5*H (35.4*) x 15.8W x 23.8*D (25.8*) / inch

- IEC Energy Efficiency Class: A+++
- IEC Washing Performance Class: A


- No. of Washing Programs: 14
- Program Temperature Selection: Cold - 95°C
- LED Screen Display
- Country of Origin: Europe - Slovakia

- Colours 15°
- Cold Wash
- Fresh Care: 6 hours
- Favorites Customized Program
- Prewash
- Intensive Rinse
- Rapid Wash
- Start Delay: 1 - 24 hours
- Adjustable Spin Speed
- Control Panel Safety Lock
- Remaining Time Display

- 6th Sense Colours
- Wave Motion+ Technology
- 4+2 SilentPro Suspension System
- Drum Up
- Soft Opening
- Counterweight Door
- Safety Hose
- Water Lifters
- Foam Control
- Eco Ball
- Overflow Control
- Imbalance Control / Auto Correction System

Design & specifications may change due to product improvement, no prior notice will be given.
* Net Dimensions (exclude door handle, panel buttons and hose)
* Product Dimensions (include door handle, panel buttons and hose)

Top Loading Drum Washer Series - Product Specifications



Basic Specification

- TDLR70120**
- Washing Capacity: 7KG
 - Spin Speed: 400-1000RPM
 - Product Dimensions: 850*H (900*) x 400W x 605*D (655*) / mm
33.5"H (35.4") x 15.8W x 23.8"D (25.8") / inch
 - IEC Energy Efficiency Class: A+++
 - IEC Washing Performance Class: A
 - No. of Washing Programs: 14+
 - Program Temperature Selection: Cold - 95°C
 - LED Screen Display
 - Country of Origin: Europe - Slovakia

- TDLR70110**
- Washing Capacity: 7KG
 - Spin Speed: 400-1000RPM
 - Product Dimensions: 850*H (900*) x 400W x 605*D (655*) / mm
33.5"H (35.4") x 15.8W x 23.8"D (25.8") / inch
 - IEC Energy Efficiency Class: A+++
 - IEC Washing Performance Class: A
 - No. of Washing Programs: 14
 - Program Temperature Selection: Cold - 95°C
 - LED Screen Display
 - Country of Origin: Europe - Slovakia

- AWE7100N**
- Washing Capacity: 7KG
 - Spin Speed: 400-1000RPM
 - Product Dimensions: 850*H (910*) x 400W x 605*D (658*) / mm
33.5"H (35.8") x 15.8W x 23.8"D (25.9") / inch
 - IEC Energy Efficiency Class: A+++
 - IEC Washing Performance Class: A
 - No. of Washing Programs: 18
 - Program Temperature Selection: Cold - 95°C
 - Country of Origin: Europe - Slovakia

- TDLR70810**
- Washing Capacity: 7KG
 - Spin Speed: 400-850RPM
 - Product Dimensions: 850*H (900*) x 400W x 605*D (655*) / mm
33.5"H (35.4") x 15.8W x 23.8"D (25.8") / inch
 - IEC Energy Efficiency Class: A+++
 - IEC Washing Performance Class: A
 - No. of Washing Programs: 14
 - Program Temperature Selection: Cold - 95°C
 - LED Screen Display
 - Country of Origin: Europe - Slovakia

Additional Functions

- Colours 15°
- Cold Wash
- Fresh Care: 6 hours
- Prewash
- Intensive Rinse
- Rapid Wash
- Start Delay: 1 - 24 hours
- Adjustable Temperature
- Adjustable Spin Speed
- Control Panel Safety Lock
- Remaining Time Display

- Colours 15°
- Cold Wash
- Fresh Care: 6 hours
- Favorites Customized Program
- Prewash
- Intensive Rinse
- Rapid Wash
- Start Delay: 1 - 24 hours
- Adjustable Spin Speed
- Control Panel Safety Lock
- Remaining Time Display

- Prewash
- Rinse Hold
- Intensive Rinse
- Rapid Wash
- Cold Wash
- Adjustable Spin Speed

- Colours 15°
- Cold Wash
- Fresh Care: 6 hours
- Favorites Customized Program
- Prewash
- Intensive Rinse
- Rapid Wash
- Start Delay: 1 - 24 hours
- Adjustable Spin Speed
- Control Panel Safety Lock
- Remaining Time Display

Special Features

- 6th Sense Colours
- ZEN Sense Brushless Inverter Motor
- Noise Insulation
- 4+2 SilentPro Suspension System
- Wave Motion+ Technology
- Drum Up
- Soft Opening
- Counterweight Door
- Safety Hose
- Water Lifters
- Foam Control
- Eco Ball
- Overflow Control
- Imbalance Control / Auto Correction System

- 6th Sense Colours
- Wave Motion+ Technology
- 4+2 SilentPro Suspension System
- Drum Up
- Soft Opening
- Counterweight Door
- Safety Hose
- Water Lifters
- Foam Control
- Eco Ball
- Overflow Control
- Imbalance Control / Auto Correction System

- 6th Sense
- 4+2 SilentPro Suspension System
- Drum Up
- Soft Opening
- Counterweight Door
- Water Lifters
- Foam Control
- Eco Ball
- Overflow Control
- Imbalance Control / Auto Correction System

- 6th Sense Colours
- Wave Motion+ Technology
- 4+2 SilentPro Suspension System
- Drum Up
- Soft Opening
- Counterweight Door
- Safety Hose
- Water Lifters
- Foam Control
- Eco Ball
- Overflow Control
- Imbalance Control / Auto Correction System

Design & specifications may change due to product improvement, no prior notice will be given.
* Net Dimensions (exclude door handle, panel buttons and hose)
Product Dimensions (include door handle, panel buttons and hose)

Top Loading Drum Washer Series - Product Specifications

Top Loading



AWE7085N

- Washing Capacity: 7KG
- Spin Speed: 400-850RPM
- Product Dimensions: 850*H (910*) x 400W x 605*D (658*) / mm
33.5*H (35.8*) x 15.8W x 23.8*D (25.9*) / inch

- IEC Energy Efficiency Class: A+++
- IEC Washing Performance Class: A
- No. of Washing Programs: 18
- Program Temperature Selection: Cold - 95°C
- Country of Origin: Europe - Slovakia

- Prewash
- Rinse Hold
- Intensive Rinse
- Rapid Wash
- Cold Wash
- Adjustable Spin Speed

- 6th Sense
- 4+2 SilentPro Suspension System
- Drum Up
- Soft Opening
- Counterweight Door
- Water Lifters
- Foam Control
- Eco Ball
- Overflow Control
- Imbalance Control / Auto Correction System

Top Loading



AWE6120N, AWE6085N

- Washing Capacity: 6KG
- Spin Speed: 400-1200RPM (AWE6120N)
400-850RPM (AWE6085N)
- Product Dimensions: 850*H (910*) x 400W x 605*D (658*) / mm
33.5*H (35.8*) x 15.8W x 23.8*D (25.9*) / inch

- IEC Energy Efficiency Class: A+++
- IEC Washing Performance Class: A
- No. of Washing Programs: 18
- Program Temperature Selection: Cold - 95°C
- Country of Origin: Europe - Slovakia

- Prewash
- Rinse Hold
- Intensive Rinse
- Rapid Wash
- Cold Wash
- Adjustable Spin Speed

- 6th Sense
- 4+2 SilentPro Suspension System
- Drum Up
- Soft Opening
- Counterweight Door
- Water Lifters
- Foam Control
- Eco Ball
- Overflow Control
- Imbalance Control / Auto Correction System

Installation Tips

Leave a 60mm, 460mm and 2.5mm gap on the back, on the top and on both sides of machine respectively for easy installation.



Basic Specification

Additional Functions

Special Features

10KG DRYER COMBINATION THE PERFECT MATCH



The Perfect Match for Smart Silence Washer

The brand new Whirlpool 6th Sense SupremeCare Series Condenser Dryer features a translucent black front door and slim design. It matches perfectly with the Smart Silence series, ZEN Direct Drive Inverter Motor Washer to beautify your home.



Silent Body Design

Equipped with ZEN silent body design, it reduces low frequency generated by the motor and high frequency noise generated by airflow.




Extra-large Capacity of 10kg

A drying capacity of 10kg can dry large-size clothing and reduce drying frequency, saving you energy and time.



Steam Care to Remove Odor

A special design that utilizes steam to freshen clothing. It is the unique function of the brand new Whirlpool 6th Sense SupremeCare Series Condenser Dryer, odor in casual wear is removed during the drying process. It can also effectively reduce crease and provide care to your clothing.



Design & specifications may change due to product improvement, no prior notice will be given.

* Net Dimensions (exclude door handle, panel buttons and hose)

* Product Dimensions (include door handle, panel buttons and hose)

Dryer Series - Product Specifications

Condenser Dryer



DSCX10122

- Drying Capacity: 10KG
- Product Dimensions: 855H x 595W x 625*D (655*) / mm
33.7H x 23.4W x 24.6*D (25.8*) / inch

- Drying Programs: 18+
- Touch Sensor LED Display
- Water Container: 5 L
- Country of Origin: Europe - France

- Drying Programs: 7
Shirts, Towels, Silk, Sport, Outdoor, Down Jackets and Mini Load
- Steam Refresh
- Gentle Dry
- Rapid Dry
- Fresh Care: 12 hours
- Drying Time Selection: 10-180 min
- Adjustable Dryness Level: 3
- Finish in: 1 - 24 hours
- Control Panel Safety Lock
- Eco Monitor
- Remaining Time Display
- Water Container Full Indicator
- Fluff Filter Indicator

- 6th Sense SupremeCare
- SupremeCare Drum
- ZEN Silent Design
- Reverse Tumbling
- Floating Suspension System
- Diagonal Airflow
- Interchangeable Door
- Optional Accessories
Suitable for FSCR10432, FSCR80420, FSCR80220
 - Multi-functional Mounting Kit : SKS200
 - Suitable for other standard front loading drum washer models
 - Generic Mounting Kit : SKS101
 - Mounting Kit : AMC939

Condenser Dryer



DDLX80115

- Drying Capacity: 8KG
- Product Dimensions: 855H x 595W x 625*D (640*) / mm
33.7H x 23.4W x 24.6*D (25.2*) / inch

- Drying Programs: 14+
- LED Screen Display
- Water Container: 5 L
- Country of Origin: Europe - France

- Reverse Tumbling
- Gentle Dry
- Rapid Dry
- Fresh Care: 12 hours
- Adjustable Dryness Level: 3
- Start Delay: 1 - 12 hours
- Control Panel Safety Lock
- Remaining Time Display
- Water Container Full Indicator
- Fluff Filter Indicator

- 6th Sense
- SupremeCare Drum
- ZEN Silent Design
- Reverse Tumbling
- Floating Suspension System
- Diagonal Airflow
- Interchangeable Door
- Optional Accessories
Suitable for FSCR10432, FSCR80420, FSCR80220
 - Multi-functional Mounting Kit : SKS200
 - Suitable for other standard front loading drum washer models
 - Generic Mounting Kit : SKS101
 - Mounting Kit : AMC939

Air-Vented Dryer



AWG788

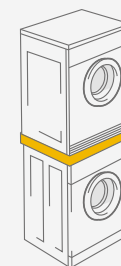
- Drying Capacity: 7KG
- Product Dimensions: 850H x 595W x 630*D (665*) / mm
33.5H x 23.4W x 24.8*D (26.2*) / inch

- Drying Programs: 6
- Country of Origin: Europe - UK

- Drying Time Selection: 0 - 140 min
- Cotton Drying Program
- Synthetics Drying Program

- Reverse Tumbling
- Interchangeable Door
- Venting Kit
- Venting Position: Rear
- Optional Accessories
Suitable for stacking with front loading drum washer models :
AWC7120A / AWC7100D / AWD7085D
 - Mounting Kit : AWF696
 - Suitable for stacking with other front loading drum washer models
 - Generic Mounting Kit : SKS101

AWF696 Mounting Kit
- Saving Space



AWF793 Wall Mounting Kit
- Stable



AWF200 Stacking Kit
- Suitable for Top Loading Washer



Basic Specification

Additional Functions

Special Features



Design & specifications may change due to product improvement, no prior notice will be given.
* Depth from front panel to hose at the back (exclude door and button)
Depth from front door to hose at the back (include door and button)

* Net Dimensions (exclude door handle, panel buttons and hose)
* Product Dimensions (include door handle, panel buttons and hose)